

The
Big Picture
Story Bible

ECD
Teaching Manual
Old Testament

The Big Picture Story Bible

The Bible has one story that starts in Genesis and ends in Revelation. It is the story of our Creator God who made us, loves us and has a plan to save us so that we can live with Him forever. It's a great story and important for everyone, everywhere to know and understand.

This lesson manual is the companion to a published book: *The Big Picture Story Bible* by David Helm. This manual will help you to go through the book.

In this manual you will find Bible studies for the teachers to do in their weekly preparation as well as rhymes, songs, questions, games and memory verses to teach the children in your class to help them understand and remember God's story.

We hope this manual and the book will help you to grow in your knowledge and love of our Lord and Saviour Jesus Christ. We pray that the teachers and the children will enjoy learning more about God and His Word

God Bless from the Bible Syllabus Team

Eddie, Fiona, Irene and Lauren

Contents

Week 1: **Page: 1**
God made everything
Lesson outcome: Children will learn that God created everything with His words and people are made in God's image.
Genesis 1:1-5; 27-29

Week 2: **Page: 6**
God's people live in God's place under God's rule
Lesson outcome: Children will learn that God created His people to live in His place under His rule.
Genesis 1:28-31

Week 3: **Page: 10**
God's people reject God's rule
Lesson outcome: Children will learn that Adam and Eve ignored God's good rule.
Genesis 3:1-13

Week 4: **Page: 15**
God punishes Adam and Eve's sin and promises salvation for all
Lesson outcome: Children will learn that God punished Adam and Eve's sin but also has made a plan for salvation.
Genesis 3:14-23

Week 5: **Page: 21**
God punishes everyone's sin and saves those who listen to Him
Lesson outcome: Children will learn that God will punish all of our sin and God will save His people.
Genesis 6:5-8 & Genesis 9:12-16

Week 6: **Page: 28**
God promises Abraham a people, land and blessing
Lesson outcome: Children will learn that God promised Abraham a people, land and blessing.
Genesis 12:1-3 & Romans 4:3

Week 7: **Page: 34**
God's people grow
Lesson outcome: Children will learn that God's people grew in number because God keeps His promises.
Genesis 35:9-13

Week 8: **Page: 40**
God provides for His people
Lesson outcome: Children will learn that God provided for His people through Joseph.
Genesis 50:19-21

Week 9: **Page: 46**
God leads His people
Lesson outcome: Children will learn that God led His people through the man Moses.
Exodus 3:13-15

Week 10: **Page: 52**
God saves his people
Lesson outcome: Children will learn that God saved His people through the blood of the lamb.
Exodus 12:12,13 & 1 Peter 1:18,19



Week 11: **Page: 58**
God teaches His people how to live and love
Lesson outcome: Children will learn that God speaks to His people and teaches them how to live and love.
Exodus 20:1,2 & Matthew 22:36-39

Week 12: **Page: 62**
God keeps His promises
Lesson outcome: Children will learn that God keeps His promises.
Joshua 21:43-45 & 24 14,15

Week 13: **Page: 67**
God's people are in God's place listening to God's King
Lesson outcome: Children will learn that God helped David save and rule God's people.
1 Samuel 17:45-47

Week 14: **Page: 72**
God promises David a Forever King
Lesson outcome: Children will learn that God promised David a Forever King.
2 Samuel 7:11b-14a

Week 15: **Page: 77**
God lives with His people
Lesson outcome: Children will learn that God was living with His people and they could see that at the temple.
1 Kings 8:10-19

Week 16: **Page: 83**
God's people disobey God's Word
Lesson outcome: Children will learn that God's people disobeyed God's Word.
1 Kings 18:16-19 and 36-38

Week 17: **Page: 89**
God's people are punished for their disobedience and sent from God's place
Lesson outcome: Children will learn that God will punish our disobedience.
2 Kings 17:5-8

Week 18: **Page: 95**
God sends prophets to teach His people
Lesson outcome: Children will learn that God sent prophets to teach His people how to turn back to Him.
Jeremiah 29:1,4,10-14

Week 19: **Page: 102**
God's people return to the land and rebuild the temple
Lesson outcome: Children will learn that God brought His people back to His land and they rebuilt the temple.
Ezra 3:10-13

**Lesson outcome:**

Children will learn that God created everything with His words and people are made in God's image.

**Bible readings:****Genesis 1:1-5**

¹In the beginning God created the heavens and the earth. ² Now the earth was formless and empty, darkness was over the surface of the deep, and the Spirit of God was hovering over the waters. ³ And God said, "Let there be light," and there was light. ⁴ God saw that the light was good, and he separated the light from the darkness. ⁵ God called the light "day," and the darkness he called "night." And there was evening, and there was morning—the first day.

Genesis 1:27-29

²⁷ So God created mankind in his own image, in the image of God he created them; male and female he created them. ²⁸ God blessed them and said to them, "Be fruitful and increase in number; fill the earth and subdue it. Rule over the fish in the sea and the birds in the sky and over every living creature that moves on the ground." ²⁹ Then God said, "I give you every seed-bearing plant on the face of the whole earth and every tree that has fruit with seed in it. They will be yours for food.



Notes on the passage:

- God created everything by speaking a word.
- God's word is powerful.
- God made every person in His image.
- We were created to have the same character as God.
- We were made to be in relationship with God.
- We were created to listen to and love God with all that we have.



Big Ideas and Words:

(From "The Big Picture Story Bible")

Image of God (pg. 24): Likeness of God. In some ways, similar to God.

Rulers (pg. 24): People in a position to help and protect many others.

MONDAY

Introduction:

Repeat all of the rhyme every day with the children. Don't forget to add actions to the rhyme. The older your children are, the more actions you can do:



Rhyme:
God created all that
is

Main Teaching:

Bible Reading:
Read pages 15-27 of
"The Big Picture Story
Bible"



Activity:
Ask the children:

- How did God make everything?
(By speaking words)
- Who was very special to God?
(Adam and Eve)



Prayer:
Pray with the children.
You say a few words
and they repeat it:

Thank you, God, for making everything.
Thank you, God, for making me. Amen

TUESDAY

Introduction:

Say rhyme



Rhyme:
God created all that
is

Main Teaching:

Activity:
Sing the song:
' He made the stars to
shine'

He made the stars to shine
He made the rolling seas
He made the mountains high
And He made you, and He
made me

And this is why I love Him
For me He bled and died
The Lord of all creation
Became the crucified



Prayer:
Thank you, God, for
making everything.
Thank you, God, for making me. Amen

WEDNESDAY

Introduction:

Say rhyme



Rhyme:
God created all that
is

Main Teaching:

Bible Reading:
Read pages 15-27 of
"The Big Picture Story
Bible"



Activity:
After reading the
selected pages in "The
Big Picture Story Bible", ask the children
these three questions:

1. What did we learn about God's word? *(It is powerful)*
2. What did we learn about God's people? *(Adam and Eve)*
3. Are God's people living in God's place? *(Yes, in the garden of Eden)*



Prayer:
Thank you, God, for
making everything.
Thank you, God, for making me. Amen

THURSDAY

Introduction:

Say rhyme



Rhyme:
God created all that
is

Main Teaching:

Activity:
'God made' game:

Teacher says: 'God made: Elephants'
(Children act like elephants).

Teacher says: 'God made: Trees'
(Children act like trees).

Other examples to use: ants, sun, stars,
cows, waves, dolphins or sharks etc.



Prayer:
Thank you, God, for
making everything.
Thank you, God, for making me. Amen

WEEK 1


God made everything

Lessons

FRIDAY

Introduction:

Say rhyme



Rhyme:

God created all that
is

Main Teaching:



Bible Reading:

*Read pages 15-27 of
"The Big Picture Story
Bible"*



Memory Verse:

Revelation 4:11 "You
are worthy, our Lord
and God"



Prayer:

Thank you, God, for
making everything.

Thank you, God, for making me. Amen



Lesson outcome:

Children will learn that God created His people to live in His place under His rule.



Bible readings:

Genesis 1:28-31

²⁸ God blessed them and said to them, “Be fruitful and increase in number; fill the earth and subdue it. Rule over the fish in the sea and the birds in the sky and over every living creature that moves on the ground.” ²⁹ Then God said, “I give you every seed-bearing plant on the face of the whole earth and every tree that has fruit with seed in it. They will be yours for food. ³⁰ And to all the beasts of the earth and all the birds in the sky and all the creatures that move along the ground—everything that has the breath of life in it—I give every green plant for food.” And it was so. ³¹ God saw all that he had made, and it was very good. And there was evening, and there was morning—the sixth day.



Notes on the passage:

- God gave His people a beautiful place to live in, full of food and beauty and the goodness of God's creative hand.
- God had put God's people in God's place and God was there in relationship with His people.
- God gave His people rules to keep them safe.
- As we read through the whole Bible, we see these themes often repeated. The themes of God providing for His people, with a place, His rule and blessing. This is seen perfectly here in Genesis 1:28.



Big Ideas and Words:

(From “The Big Picture Story Bible”)

Good (pg. 28): As God had planned and wanted it.

Disobey (pgs. 29, 34): Don't listen and don't do what God tells you.

Obey (pg. 33): Listen and do what God tells you.

MONDAY

Introduction:

Repeat all of the rhyme every day with the children. Don't forget to add actions to the rhyme. The older your children are, the more actions you can do:



Rhyme:
God created all that
is

In a place with rules for all of His

Main Teaching:



Bible Reading:
Read pages 28-35 of
"The Big Picture Story
Bible"



Activity:
Ask the children:

- Adam and Eve were to rule God's world and ... (obey God's good word)
- Who was the king in the garden? (God)



Prayer:
Pray with the children.
You say a few words
and they repeat it:

Thank you, God, for being our King.
Amen

TUESDAY

Introduction:

Say rhyme



Rhyme:
God created all that
is

In a place with rules for all of His

Main Teaching:



Activity:
Sing the song:
'He made the stars to
shine'

He made the stars to shine
He made the rolling seas
He made the mountains high
And He made you, and He
made me

And this is why I love Him
For me He bled and died
The Lord of all creation
Became the crucified




Prayer:
Thank you, God, for
being our King. Amen

WEDNESDAY

Introduction:

Say rhyme



Rhyme:

God created all that
is

In a place with rules for all of His

Main Teaching:



Bible Reading:

Read pages 28-35 of
"The Big Picture Story
Bible"



Activity:

After reading the
selected pages in "The
Big Picture Story Bible", ask the children
these three questions:

1. What did we learn about God's word? (We must listen to God's word)
2. What did we learn about God's people? (Adam and Eve are God's people)
3. Are God's people living in God's place? (Yes, in the garden of Eden)



Prayer:

Thank you, God, for
being our King. Amen

THURSDAY

Introduction:

Say rhyme



Rhyme:

God created all that
is

In a place with rules for all of His

Main Teaching:



Activity:

'God says' game (like
Simon Says)

Teacher says: 'God says: His word'
(Teacher uses hands to make a book
action - Children copy the action).

Teacher says: 'God says: His people'
(Teacher sweeps hands in a horizontal
circle action - Children copy the action).

Teacher says: 'God says: His place'
(Teacher points to the ground - Children
copy the action).

When teacher does an action without
saying 'God says' the children mustn't
copy her action.



Prayer:

Thank you, God, for
being our King. Amen

WEEK 2

God's people live in God's place under God's rule

Lessons

FRIDAY

Introduction:

Say rhyme



Rhyme:

God created all that
is

In a place with rules for all of His

Main Teaching:



Bible Reading:

*Read pages 28-35 of
"The Big Picture Story
Bible"*



Memory Verse:

Revelation 4:11 'You
are worthy, our Lord
and God, to receive glory and honour
and power'



Prayer:

Thank you, God, for
being our King. Amen

**Lesson outcome:**

Children will learn that Adam and Eve ignored God's good rule.

**Bible readings:****Genesis 3:1-13**

¹ Now the serpent was more crafty than any of the wild animals the LORD God had made. He said to the woman, "Did God really say, 'You must not eat from any tree in the garden?'" ² The woman said to the serpent, "We may eat fruit from the trees in the garden, ³ but God did say, 'You must not eat fruit from the tree that is in the middle of the garden, and you must not touch it, or you will die.'"

⁴ "You will not certainly die," the serpent said to the woman. ⁵ "For God knows that when you eat from it your eyes will be opened, and you will be like God, knowing good and evil."

⁶ When the woman saw that the fruit of the tree was good for food and pleasing to the eye, and also desirable for gaining

wisdom, she took some and ate it. She also gave some to her husband, who was with her, and he ate it. ⁷ Then the eyes of both of them were opened, and they realized they were naked; so they sewed fig leaves together and made coverings for themselves.

⁸ Then the man and his wife heard the sound of the LORD God as he was walking in the garden in the cool of the day, and they hid from the LORD God among the trees of the garden. ⁹ But the LORD God called to the man, "Where are you?"

¹⁰ He answered, "I heard you in the garden, and I was afraid because I was naked; so I hid."

¹¹ And he said, "Who told you that you were naked? Have you eaten from the tree that I commanded you not to eat from?"

¹² The man said, "The woman you put here with me—she gave me some fruit from the tree, and I ate it."¹³ Then the LORD God said to the woman, "What is this you have done?" The woman

said, "The serpent deceived me,
and I ate."



Notes on the passage:

- Satan tempts the woman to doubt God's good word.
- The woman and man chose to turn their backs on God's good word and His good rules.
- They chose to follow their own plans and listen to Satan.
- Romans 3:23: We are just the same.
- We choose our own rules and sin.
- We fall short of the glory of God in our thoughts, words, actions and desires.



Big Ideas and Words:

(From "The Big Picture Story Bible")

Tempted (pg. 38): To cause (someone) to do or want to do something even though it may be wrong, bad, or unwise.

Doubt (pgs. 38, 42): To be uncertain about (something): to believe that (something) may not be true or is unlikely.

Disobey (pg. 42): Don't listen and don't do what God tells you.

MONDAY

Introduction:

Repeat all of the rhyme every day with the children. Don't forget to add actions to the rhyme. The older your children are, the more actions you can do:



Rhyme:
God created all that
is

In a place with rules for all of His
God's people turned their backs on
God

Main Teaching:

Bible Reading:
Read pages 37-43 of
"The Big Picture Story
Bible"



Activity:
Ask the children:
➤ Did Adam and
Eve listen to God's word? (No)
➤ Adam and Eve did not let God
be their... (King)



Prayer:
Pray with the children.
You say a few words
and they repeat it:

Father God, please help us to listen to
you as King. Amen

TUESDAY

Introduction:

Say rhyme



Rhyme:
God created all that
is

In a place with rules for all of His
God's people turned their backs on
God

Main Teaching:

Activity:
Sing the song:
' My God is so Big'

My God is so big
So strong and so mighty
There's nothing my God cannot do

My God is so big
So strong and so mighty
There's nothing my God cannot do

He made the trees
He made the seas
He made the elephants too

My God is so big
So strong and so mighty
There's nothing my God cannot do




Prayer:
Father God, please
help us to listen to you
as King. Amen

WEDNESDAY

Introduction:

Say rhyme

**Rhyme:**

God created all that
is

In a place with rules for all of His
God's people turned their backs on
God

Main Teaching:**Bible Reading:**

Read pages 37-43 of
"The Big Picture Story
Bible"

**Activity:**

After reading the
selected pages in "The
Big Picture Story Bible", ask the children
these three questions:

1. What did we learn about God's word? *(People ignored God's word)*
2. What did we learn about God's people? *(Adam and Eve wanted to be their own king)*
3. Are God's people living in God's place? *(No, they have been sent out of the garden)*

**Prayer:**

Father God, please
help us to listen to you
as King. Amen

THURSDAY

Introduction:

Say rhyme

**Rhyme:**

God created all that
is

In a place with rules for all of His
God's people turned their backs on
God

Main Teaching:**Activity:**

'Listening to God' game

Children move around the room doing
things that show they are listening to
God.

High five their friends, tidy up, smile.
When teacher calls out 'sin' all the
children fold their arms and turn their
back on the teacher and look grumpy.
Repeat. Remind the children that sin is
against God and is very serious.


**Prayer:**

Father God, please
help us to listen to you
as King. Amen

FRIDAY

Introduction:

Say rhyme

**Rhyme:**

God created all that
is

In a place with rules for all of His
God's people turned their backs on
God

Main Teaching:**Bible Reading:**

*Read pages 37-43 of
"The Big Picture Story
Bible"*

**Memory Verse:**

Revelation 4:11 'You
are worthy, our Lord
and God, to receive glory and honour
and power, for you created all things'

**Prayer:**

Father God, please
help us to listen to you
as King. Amen



Lesson outcome:

Children will learn that God punished Adam and Eve's sin but also makes a plan for salvation.



Bible readings:

Genesis 3:14-23

¹⁴ So the LORD God said to the serpent,

“Because you have done this, cursed are you above all livestock and all wild animals! You will crawl on your belly and you will eat dust all the days of your life. ¹⁵And I will put enmity between you and the woman, and between your offspring and hers; he will crush your head, and you will strike his heel.”

¹⁶ To the woman he said,

“I will make your pains in childbearing very severe; with painful labour you will give birth to children. Your desire will be for your husband, and he will rule over you.”

¹⁷ To Adam he said,

“Because you listened to your wife and ate fruit from the tree

about which I commanded you, ‘You must not eat from it,’ “Cursed is the ground because of you; through painful toil you will eat food from it all the days of your life. ¹⁸ It will produce thorns and thistles for you, and you will eat the plants of the field. ¹⁹ By the sweat of your brow you will eat your food until you return to the ground, since from it you were taken; for dust you are and to dust you will return.”

²⁰ Adam named his wife Eve, because she would become the mother of all the living. ²¹ The LORD God made garments of skin for Adam and his wife and clothed them.

²² And the LORD God said,

“The man has now become like one of us, knowing good and evil. He must not be allowed to reach out his hand and take also from the tree of life and eat, and live forever.”

²³ So the LORD God banished him from the Garden of Eden to work the ground from which he had been taken.



Notes on the passage:

- The punishment for sin is judgement and death.
- Genesis 3:14,15: For the snake it was crawling on its belly and being hated by people.
- Genesis 3: 16: Women would have pain in childbirth and fight with their husbands.
- Genesis 3: 17,18: Men would have difficulty working.
- Genesis 3: 19: Man, and women would die.
- Genesis 3: 23: Man, and women would no longer be in perfect relationship with God and would no longer live in His place, the garden of Eden.



Big Ideas and Words:

(From *"The Big Picture Story Bible"*)

Cursed (pg. 45): God punishing sin which leads to a life which isn't what God planned for us.

Punished (pg. 49): Getting what our sin deserves.

Crush (pg. 49): To defeat (a person or group that opposes you) by using a lot of force.

- Turn to page 49 of *"The Big Picture Story Bible"*.

On this page there is a picture of a man crushing the snake. God promised a serpent crusher to crush Satan's power over people.

- Turn to pages 410 and 411 of *"The Big Picture Story Bible"*.

Here we see the picture again and it is explained to us that the serpent crusher is the Lord, God's Forever King, Jesus.

MONDAY

Introduction:

Repeat all of the rhyme every day with the children. Don't forget to add actions to the rhyme. The older your children are, the more actions you can do:



Rhyme:
God created all that
is

In a place with rules for all of His
God's people turned their backs on
God
No more place or friends there
was

Main Teaching:



Bible Reading:
*Read pages 44-50 of
"The Big Picture Story
Bible"*



Activity:
Ask the children:

- What did God think about Adam and Eve not listening to Him? *(God was very angry)*
- Who did God promise would come one day to crush Satan's power over people? *(Jesus!)*




Prayer:
*Pray with the children.
You say a few words
and they repeat it:*

Thank you, God that you have a plan to save us. Amen

TUESDAY

Introduction:

Say rhyme



Rhyme:
God created all that
is

In a place with rules for all of His
God's people turned their backs on
God
No more place or friends there
was

Main Teaching:



Activity:
Sing the song:
'My God is so Big'

My God is so big
So strong and so mighty
There's nothing my God cannot
do

My God is so big
So strong and so mighty
There's nothing my God cannot
do

He made the trees
He made the seas
He made the elephants too

My God is so big
So strong and so mighty
There's nothing my God cannot
do




Prayer:
Thank you, God that
you have a plan to save
us. Amen

WEDNESDAY

Introduction:

Say rhyme



Rhyme:
God created all that
is

In a place with rules for all of His
God's people turned their backs on
God
No more place or friends there
was

Main Teaching:



Bible Reading:
Read pages 44-50 of
"The Big Picture Story
Bible"



Activity:
After reading the
selected pages in "The
Big Picture Story Bible", ask the children
these three questions:

1. What did we learn about God's Word? *(People ignored God's word)*
2. What did we learn about God's people? *(Adam and Eve listened to Satan and not to God)*
3. Are God's people living in God's place? *(No, they have been sent out of the garden)*




Prayer:
Thank you, God that
you have a plan to save
us. Amen

THURSDAY

Introduction:

Say rhyme



Rhyme:
God created all that
is

In a place with rules for all of His
God's people turned their backs on
God

No more place or friends there
was

Main Teaching:



Activity:
'Sit down if...' game

*Teacher says: 'Sit down if you've ever
lost your temper'.*

- The punishment for that is that
you're out of the game.

*Teacher says: 'Sit down if you ever got
in trouble at school'.*

- The punishment for that is that
you're out of the game

*Use other examples of things that your
children have done that have deserved
punishment. This game helps the
children remember that actions have
consequences*



Prayer:
Thank you, God that
you have a plan to save
us. Amen

FRIDAY

Introduction:

Say rhyme



Rhyme:
God created all that
is

In a place with rules for all of His
God's people turned their backs on
God

No more place or friends there
was

Main Teaching:



Bible Reading:
*Read pages 44-50 of
"The Big Picture Story
Bible"*



Memory Verse:
Revelation 4:11 "You
are worthy, our Lord
and God, to receive glory and honour
and power, for you created all things,
and by your will they were created and
have their being".



Prayer:
Thank you, God that
you have a plan to save
us. Amen



Lesson outcome:

Children will learn that God will punish all of our sin and God will save His people.



Bible readings:

Genesis 6:5-8

⁵ The LORD saw how great the wickedness of the human race had become on the earth, and that every inclination of the thoughts of the human heart was only evil all the time. ⁶ The LORD regretted that he had made human beings on the earth, and his heart was deeply troubled. ⁷ So the LORD said, "I will wipe from the face of the earth the human race I have created—and with them the animals, the birds and the creatures that move along the ground—for I regret that I have made them." ⁸ But Noah found favour in the eyes of the LORD.

Genesis 9:12-16

¹² And God said, "This is the sign of the covenant I am making between me and you and every living creature with you, a covenant for all generations to come: ¹³ I have set my rainbow in the clouds, and it will be the sign of the covenant between me and the earth. ¹⁴ Whenever I bring clouds over the earth and the rainbow appears in the clouds, ¹⁵ I will remember my covenant between me and you and all living creatures of every kind. Never again will the waters become a flood to destroy all life. ¹⁶ Whenever the rainbow appears in the clouds, I will see it and remember the everlasting covenant between God and all living creatures of every kind on the earth."



Notes on the passage:

- God's people were so wicked that every inclination of their heart was wicked.
- Every man's heart was set against their God and Creator.
- God judged man by sending a flood.
- Genesis 9:12-16: But... After the flood God made Noah and all people of all time a promise, a covenant, that never again would God judge the world with a flood.
- The sign of that promise would be the rainbow that appears in the sky.



Big Ideas and Words:

(From "The Big Picture Story Bible")

Rejected (pg. 53): Turn away and ignore.

Separated (pg. 54): No longer close together, now moved apart. **Apart** used on pg. 88.

Judge (pg. 60): God's action against our sin, punishment we deserve. This action never happens on its own, we also see God's love and mercy at the same time.

Blessing (pg. 65): Living life with God as King and living according to His good plans and good purpose.

Promise (pg. 66): Words that show a decision and plan to do what was said.

MONDAY

Introduction:

Repeat all of the rhyme every day with the children. Don't forget to add actions to the rhyme. The older your children are, the more actions you can do:



Rhyme:

God created all that
is

In a place with rules for all of His
God's people turned their backs on
God

No more place or friends there
was

God judged their sin but saved
them too

Main Teaching:



Bible Reading:

Read pages 52-66 of
"The Big Picture Story
Bible"



Activity:

Ask the children:

- Now that Adam and Eve were separated from God, life was... *(hard)*
- God judged the world for their sin but saved Noah, because he did... *(what God said!)*



Prayer:


Pray with the children.
You say a few words
and they repeat it:

Father God, please help us to listen to
you. Amen

TUESDAY

Introduction:

Say rhyme



Rhyme:
God created all that
is

In a place with rules for all of His
God's people turned their backs on
God

No more place or friends there
was

God judged their sin but saved
them too

Main Teaching:



Activity:
Sing the song:
'My God is so Big'

My God is so big
So strong and so mighty
There's nothing my God cannot
do

My God is so big
So strong and so mighty
There's nothing my God cannot
do

He made the trees
He made the seas
He made the elephants too

My God is so big
So strong and so mighty
There's nothing my God cannot
do




Prayer:
Father God, please
help us to listen to you.
Amen

WEDNESDAY

Introduction:

Say rhyme



Rhyme:

God created all that
is

In a place with rules for all of His
God's people turned their backs on
God

No more place or friends there
was

God judged their sin but saved
them too

Main Teaching:



Bible Reading:

Read pages 52-66 of
"The Big Picture Story
Bible"



Activity:

After reading the
selected pages in "The
Big Picture Story Bible", ask the children
these three questions:

1. What did we learn about God's word? *(It is so powerful to save)*
2. What did we learn about God's people? *(Noah was saved because he listened to God)*
3. Are God's people living in God's place? *(No)*




Prayer:

Father God, please
help us to listen to you.
Amen

THURSDAY

Introduction:

Say rhyme



Rhyme:

God created all that
is

In a place with rules for all of His
God's people turned their backs on
God

No more place or friends there
was

God judged their sin but saved
them too

Main Teaching:



Activity:
'BZZ...' game

Teach the children four actions:

Rainbow - they wave arms over their heads.

Building a boat - pretending to hammer a nail with a hammer.

Noah - listening, hands behind their ears.

Watching the rain - running their fingers down like rain.

Teacher says: '1,2,3 BZZ'. When teacher says Bzz, all the children and the teacher do one of the four actions. If the children do the same action as the teacher, they sit down. Repeat a few times.



Prayer:

Father God, please
help us to listen to you.
Amen

WEEK 5

God punishes everyone's sin and saves those who listen to Him

Lessons

FRIDAY

Introduction:

Say rhyme



Rhyme:

God created all that
is

In a place with rules for all of His
God's people turned their backs on
God

No more place or friends there
was

God judged their sin but saved
them too

Main Teaching:



Bible Reading:

Read pages 52-66 of
"The Big Picture Story
Bible"



Memory Verse:

Revelation 4:11 'You
are worthy, our Lord
and God, to receive glory and honour
and power, for you created all things,
and by your will they were created and
have their being'



Prayer:

Father God, please
help us to listen to you.
Amen



Lesson outcome:

Children will learn that God promised Abraham a people, land and blessing.



Bible readings:

Genesis 12:1-3

¹ The LORD had said to Abram, "Go from your country, your people and your father's household to the land I will show you.

² "I will make you into a great nation, and I will bless you; I will make your name great, and you will be a blessing.³ I will bless those who bless you, and whoever curses you I will curse; and all peoples on earth will be blessed through you."

Romans 4:3

³ What does Scripture say? "Abraham believed God, and it was credited to him as righteousness."



Notes on the passage:

- God showed Abraham a land where his great big family would live.
- God promised that Abraham's family would live in that land under God's rule and blessing.
- In Romans 4:3 we are told that Abraham was saved because of his faith and not because of anything he had done.
- We are also saved by our faith, our trust in Jesus as our Lord and king.



Big Ideas and Words:

(From "The Big Picture Story Bible")

Nation (pg. 69): Group of people who have a land or religion in common.

Believed (pg. 81): To hear and trust what someone says and then to act on it.

Faith (pg. 81): Similar to believe and trust. It is not about how much faith you have but who you have faith in.

MONDAY

Introduction:

Repeat all of the rhyme every day with the children. Don't forget to add actions to the rhyme. The older your children are, the more actions you can do:



Rhyme:

God created all that
is

In a place with rules for all of His
God's people turned their backs on
God

No more place or friends there
was

God judged their sin but saved
them too

A promise to Abraham of all
things new

Main Teaching:



Bible Reading:

Read pages 67-81 of
"The Big Picture Story
Bible"



Activity:

Ask the children:

- Who did God make a big promise to? (*Abraham*)
- Did Abraham believe God's Word? (*Yes, he did*)



Prayer:


Pray with the children.
You say a few words
and they repeat it:

Thank you, Father, that we can trust
you. Amen

TUESDAY

Introduction:

Say rhyme



Rhyme:
God created all that
is

In a place with rules for all of His
God's people turned their backs on
God
No more place or friends there
was
God judged their sin but saved
them too
A promise to Abraham of all
things new

Main Teaching:



Activity:
Sing the song:
'Father Abraham'

Father Abraham had many sons
Many sons had Father Abraham
I am one of them, and so are
you
So, let's just praise the Lord

Right arm...
Left arm...
Right leg...
Left leg...
Nod your head...
Turn around




Prayer:
Thank you, Father,
that we can trust you.
Amen

WEDNESDAY

Introduction:

Say rhyme



Rhyme:
God created all that
is

In a place with rules for all of His
God's people turned their backs on
God

No more place or friends there
was

God judged their sin but saved
them too

A promise to Abraham of all
things new

Main Teaching:



Bible Reading:

Read pages 67-81 of
"The Big Picture Story
Bible"



Activity:

After reading the
selected pages in "The
Big Picture Story Bible", ask the children
these three questions:

1. What did we learn about God's Word? (*God made a big promise to Abraham*)
2. What did we learn about God's people? (*Abraham would be the father of God's people*)
3. Are God's people living in God's place? (*Not yet, but God has promised Abraham a place*)




Prayer:

Thank you, Father,
that we can trust you.
Amen

THURSDAY

Introduction:


Say rhyme



Rhyme:

God created all that
is
In a place with rules
for all of His
God's people turned their backs on
God
No more place or friends there
was
God judged their sin but saved
them too
A promise to Abraham of all
things new

Main Teaching:



Activity:

'Word, Place, People'
game

Choose three different areas in the room. Give each area a name.

When you call out the name for the area, the children run there.

Area 1: God's Word (children run to that area).

Area 2: God's place (children run to that area).

Area 3: God's people (children run to that area)



Prayer:

Thank, you, Father
that we can trust you.
Amen

WEEK 6


God promises Abraham a people, land, and blessing

Lessons

FRIDAY

Introduction:

Say rhyme



Rhyme:

God created all that
is

In a place with rules for all of His
God's people turned their backs on
God

No more place or friends there
was

God judged their sin but saved
them too

A promise to Abraham of all
things new

Main Teaching:



Bible Reading:

*Read pages 67-81 of
"The Big Picture Story
Bible"*



Memory Verse:

Genesis 12:1,2 "The
Lord had said to
Abram"



Prayer:

Thank you, Father,
that we can trust you.
Amen

**Lesson outcome:**

Children will learn that God's people grew in number because God keeps His promises.

**Bible readings:****Genesis 35:9-13**

⁹ After Jacob returned from Paddan Aram, God appeared to him again and blessed him. ¹⁰ God said to him, "Your name is Jacob, but you will no longer be called Jacob; your name will be Israel." So he named him Israel. ¹¹ And God said to him, "I am God Almighty; be fruitful and increase in number. A nation and a community of nations will come from you, and kings will be among your descendants. ¹² The land I gave to Abraham and Isaac I also give to you, and I will give this land to your descendants after you." ¹³ Then God went up from him at the place where he had talked with him.

**Notes on the passage:**

- The promise made to Abraham is passed on to his son Isaac and then Isaac's son Jacob.
- God gives Jacob a new name: Israel, which means *struggles with God*.
- The name Israel will also describe how the nation of Israel will live under God's rule, with struggle.
- God continues to show his faithfulness by giving Jacob many sons and so we see God's people grow.

MONDAY

Introduction:

Repeat all of the rhyme every day with the children. Don't forget to add actions to the rhyme. The older your children are, the more actions you can do:



Rhyme:
God created all that
is

In a place with rules for all of His
God's people turned their backs on
God

No more place or friends there
was

God judged their sin but saved
them too

A promise to Abraham of all
things new

The great big family of God was
growing

Main Teaching:

Bible Reading:
Read pages 83-87 of
"The Big Picture Story
Bible"



Activity:
Ask the children:


- How many sons did Jacob have?
(12!!!)
- Was God's promise coming
true? (Yes!)



Prayer:
Pray with the children.
You say a few words
and they repeat it:

Thank you, Father, that your promises
come true. Amen

TUESDAY

Introduction:*Say rhyme***Rhyme:**

God created all that
is

In a place with rules for all of His
God's people turned their backs on
God

No more place or friends there
was

God judged their sin but saved
them too

A promise to Abraham of all
things new

The great big family of God was
growing

Main Teaching:**Activity:**

Sing the song:
'Father Abraham'

Father Abraham had many sons
Many sons had Father Abraham
I am one of them, and so are
you
So, let's just praise the Lord

Right are...

Left arm...

Right leg...

Left leg...

Nod your head...

Turn around

**Prayer:**

Thank you, Father,
that your promises
come true. Amen

WEDNESDAY

Introduction:

Say rhyme



Rhyme:
God created all that
is

In a place with rules for all of His
God's people turned their backs on
God

No more place or friends there
was

God judged their sin but saved
them too

A promise to Abraham of all
things new

The great big family of God was
growing

Main Teaching:**Bible Reading:**

*Read pages 83-87 of
"The Big Picture Story
Bible"*

**Activity:**


*After reading the
selected pages in "The
Big Picture Story Bible", ask the children
these three questions:*

1. What did we learn about God's Word? *(God's promise is coming true)*
2. What did we learn about God's people? *(God's people are growing, Jacob had 12 sons)*
3. Are God's people living in God's place? *(Not yet, but God has promised Abraham a place)*

**Prayer:**

Thank you, Father,
that your promises
come true. Amen

THURSDAY

Introduction:*Say rhyme***Rhyme:**

God created all that
is

In a place with rules for all of His
God's people turned their backs on
God

No more place or friends there
was

God judged their sin but saved
them too

A promise to Abraham of all
things new

The great big family of God was
growing

Main Teaching:**Activity:**'God's People' game

*Children walk around the class. Teacher
says: 'God's people family of 2'.*

*Children must get into groups of two.
Children walk around again.*

*Teacher says: 'God's people family of
4'.*

*Children must get into groups of four.
Teacher keeps increasing the number in
the group until the whole class is in a
family*


**Prayer:**

Thank you, Father,
that your promises
come true. Amen

FRIDAY

Introduction:

Say rhyme

**Rhyme:**

God created all that
is

In a place with rules for all of His
God's people turned their backs on
God

No more place or friends there
was

God judged their sin but saved
them too

A promise to Abraham of all
things new

The great big family of God was
growing

Main Teaching:**Bible Reading:**

*Read pages 83-87 of
"The Big Picture Story
Bible"*

**Memory Verse:**

Genesis 12:1,2 "The
Lord had said to

Abram, 'Go from your country, your
people and your father's household to
the land I will show you.'"

**Prayer:**

Thank you, Father,
that your promises
come true. Amen

**Lesson outcome:**

Children will learn that God provided for His people through Joseph.

**Bible readings:****Genesis 50:19-21**

¹⁹ But Joseph said to them, "Don't be afraid. Am I in the place of God? ²⁰ You intended to harm me, but God intended it for good to accomplish what is now being done, the saving of many lives. ²¹ So then, don't be afraid. I will provide for you and your children." And he reassured them and spoke kindly to them.

**Notes on the passage:**

- The story of Joseph and his brothers is a story of lies and betrayal, slavery and difficulty, unlikely heroes and extraordinary provisions of food during famine.
- In all this you might wonder how God is going to fulfil his promises.
- After all this Joseph says: "you intended to harm me, but God intended it for good" - the good is God's promises being fulfilled.

**Big Ideas and Words:**

(From "The Big Picture Story Bible")

Kingdom (pg. 93): Group of people living under the rule of a king.


Recognize (pg. 96): To know or remember someone because you knew them or saw them before.

Forgave (pg. 99): To have your sin be lifted away from you and carried away.

MONDAY

Introduction:

Repeat all of the rhyme every day with the children. Don't forget to add actions to the rhyme. The older your children are, the more actions you can do:



Rhyme:
God created all that
is

In a place with rules for all of His
God's people turned their backs on
God

No more place or friends there
was

God judged their sin but saved
them too

A promise to Abraham of all
things new

The great big family of God was
growing

God provided through Joseph and
all his knowing

Main Teaching:

Bible Reading:
Read pages 87-101 of
"The Big Picture Story
Bible"



Activity:
Ask the children:


- Was Joseph alone in Egypt?
(No, God was with him)
- Who could Joseph give food
to? (His family, otherwise, they would
have had nothing to eat)



Prayer:
Pray with the children.
You say a few words
and they repeat it:

Thank you, Father, that you provide for
your children. Amen

TUESDAY

Introduction:*Say rhyme*

Rhyme:
God created all that
is

In a place with rules for all of His
God's people turned their backs on
God
No more place or friends there
was
God judged their sin but saved
them too
A promise to Abraham of all
things new
The great big family of God was
growing
God provided through Joseph and
all his knowing

Main Teaching:

Activity:
Sing the song:
'Father Abraham'


Father Abraham had many sons
Many sons had Father Abraham
I am one of them, and so are
you
So, let's just praise the Lord

Right are...
Left arm...
Right leg...
Left leg...
Nod your head...
Turn around



Prayer:
Thank you, Father,
that you provide for
your children. Amen

WEDNESDAY

Introduction:*Say rhyme*

Rhyme:
God created all that
is

In a place with rules for all of His
God's people turned their backs on
God

No more place or friends there
was

God judged their sin but saved
them too

A promise to Abraham of all
things new

The great big family of God was
growing

God provided through Joseph and
all his knowing

Main Teaching:**Bible Reading:**

*Read pages 87-101 of
"The Big Picture Story
Bible"*

**Activity:**


*After reading the
selected pages in "The
Big Picture Story Bible", ask the children
these three questions:*

1. What did we learn about God's Word? (*God provides*)
2. What did we learn about God's people? (*God's people are growing, and God provides for them*)
3. Are God's people living in God's place? (*Not yet, but God has promised Abraham a place*)

**Prayer:**

Thank you, Father,
that you provide for
your children. Amen

THURSDAY

Introduction:*Say rhyme*

Rhyme:
God created all that
is

In a place with rules for all of His
God's people turned their backs on
God

No more place or friends there
was

God judged their sin but saved
them too

A promise to Abraham of all
things new

The great big family of God was
growing

God provided through Joseph and
all his knowing

Main Teaching:**Activity:**

'Jacob's Sons' game
(like Simon Says)

Teacher says: 'Jacob's sons are hungry'
(Children all rub their tummy as if
hungry).

Teacher say: 'Jacob's sons are fighting'
(Children all pretend to fight).

Other examples: Jacob's sons are
turning their backs on God; walking to
Egypt.

In between teacher can give other
instructions like jump, smile, dance -
children must not do those actions
because it wasn't what Jacob's sons
did.

**Prayer:**

Thank you, Father,
that you provide for
your children. Amen

FRIDAY

Introduction:*Say rhyme*

Rhyme:
God created all that
is

In a place with rules for all of His
God's people turned their backs on
God

No more place or friends there
was

God judged their sin but saved
them too

A promise to Abraham of all
things new

The great big family of God was
growing

God provided through Joseph and
all his knowing

Main Teaching:**Bible Reading:**

Read pages 87-101 of
"The Big Picture Story
Bible"

**Memory Verse:**

Genesis 12:1,2 "The
Lord had said to
Abram, 'Go from your country, your
people and your father's household to
the land I will show you.'"

**Prayer:**

Thank you, Father,
that you provide for
your children. Amen

**Lesson outcome:**

Children will learn that God led His people through the man Moses.

**Bible readings:****Exodus 3:13-15**

¹³ Moses said to God, "Suppose I go to the Israelites and say to them, 'The God of your fathers has sent me to you,' and they ask me, 'What is his name?' Then what shall I tell them?"

¹⁴ God said to Moses, "I AM WHO I AM. This is what you are to say to the Israelites: 'I AM has sent me to you.'"

¹⁵ God also said to Moses, "Say to the Israelites, 'The LORD, the God of your fathers—the God of Abraham, the God of Isaac and the God of Jacob—has sent me to you.'

"This is my name forever, the name you shall call me from generation to generation."

**Notes on the passage:**

- God appears to Moses in an extraordinary way at a bush surrounded by fire.
- God tells Moses to rescue His people from slavery in Egypt.
- God tells Moses what His name is.
- 'I AM' is the name God gives Himself: meaning that God will be the same yesterday, today and forever.
- God will do the rescuing.
- Moses will be His spokesperson.

**Big Ideas and Words:**

(From "The Big Picture Story Bible")

Household (pg. 105): All the people in a family and those who worked as their slaves.

Refused (pg. 115): To say or show that you are not willing to do something that someone wants you to do.

MONDAY

Introduction:

Repeat all of the rhyme every day with the children. Don't forget to add actions to the rhyme. The older your children are, the more actions you can do:



Rhyme:
God created all that
is

In a place with rules for all of His
God's people turned their backs on
God

No more place or friends there
was

God judged their sin but saved
them too

A promise to Abraham of all
things new

The great big family of God was
growing

God provided through Joseph and
all his knowing

God's people grew but life was
tough

Main Teaching:

Bible Reading:
Read pages 103-122 of
"The Big Picture Story
Bible"



Activity:
Ask the children:


- Which land did the family of Jacob go to live in? (*Egypt*)
- Who did God use to lead His people out of Egypt? (*Moses*)



Prayer:
Pray with the children.
You say a few words
and they repeat it:

Thank you, Father, that you lead us.
Amen

TUESDAY

Introduction:*Say rhyme***Rhyme:**

God created all that
is

In a place with rules for all of His
God's people turned their backs on
God

No more place or friends there
was

God judged their sin but saved
them too

A promise to Abraham of all
things new

The great big family of God was
growing

God provided through Joseph and
all his knowing

God's people grew but life was
tough

Main Teaching:**Activity:**

Sing the song:
'Jesus loves me'

Jesus loves me this I know
For the Bible tells me so
Little ones to Him belong
They are weak but He is strong

Yes, Jesus loves me
Yes, Jesus loves me
Yes, Jesus loves me
The Bible tells me so

**Prayer:**

Thank you, Father,
that you lead us. Amen

WEDNESDAY

Introduction:*Say rhyme***Rhyme:**

God created all that
is

In a place with rules for all of His
God's people turned their backs on
God

No more place or friends there
was

God judged their sin but saved
them too

A promise to Abraham of all
things new

The great big family of God was
growing

God provided through Joseph and
all his knowing

God's people grew but life was
tough

Main Teaching:**Bible Reading:**

Read pages 103-122 of
"The Big Picture Story
Bible"

**Activity:**


After reading the
selected pages in "The
Big Picture Story Bible", ask the children
these three questions:

1. What did we learn about God's Word? *(God calls Moses to help God's people)*
2. What did we learn about God's people? *(God's people are growing in number, but life is hard)*
3. Are God's people living in God's place? *(No, they are living as slaves)*

**Prayer:**

Thank you, Father,
that you lead us. Amen

THURSDAY

Introduction:*Say rhyme***Rhyme:**

God created all that
is

In a place with rules for all of His
God's people turned their backs on
God

No more place or friends there
was

God judged their sin but saved
them too

A promise to Abraham of all
things new

The great big family of God was
growing

God provided through Joseph and
all his knowing

God's people grew but life was
tough

Main Teaching:**Activity:**

'Word, Place, People'
game

*Choose three different areas in the
room. Give each area a name and an
action.*

*When you call out the name for the
area the children run there and do the
correct action.*

*Area 1: God's word (children run to that
area and put their hands in front of
them like a book, God's word being the
Bible).*

*Area 2: God's place (children run to that
area and give a double thumbs down).*

*Area 3: God's people (children run to
that area and hold their wrists together
as if they were tied up like slaves).*

**Prayer:**

Thank you, Father,
that you lead us. Amen

FRIDAY

Introduction:*Say rhyme***Rhyme:**

God created all that
is

In a place with rules for all of His
God's people turned their backs on
God

No more place or friends there
was

God judged their sin but saved
them too

A promise to Abraham of all
things new

The great big family of God was
growing

God provided through Joseph and
all his knowing

God's people grew but life was
tough

Main Teaching:**Bible Reading:**

Read page 103-122 of
"The Big Picture Story
Bible"

**Memory Verse:**

Genesis 12:1,2 "The
Lord had said to
Abram, 'Go from your country, your
people and your father's household to
the land I will show you.'"

**Prayer:**

Thank you, Father,
that you lead us. Amen

**Lesson outcome:**

Children will learn that God saved His people through the blood of the lamb.

**Bible readings:****Exodus 12:12- 13**

¹² On that same night I will pass through Egypt and strike down every firstborn of both people and animals, and I will bring judgment on all the gods of Egypt. I am the Lord. ¹³ The blood will be a sign for you on the houses where you are, and when I see the blood, I will pass over you. No destructive plague will touch you when I strike Egypt.

1 Peter 1:18-19

¹⁸ For you know that it was not with perishable things such as silver or gold that you were redeemed from the empty way of life handed down to you from your ancestors, ¹⁹ but with the precious blood of Christ, a lamb without blemish or defect.

**Notes on the passage:**

- God's people are saved from death by the blood of a lamb on their doorposts.
- God's people are saved from Egypt by God's mighty hand.
- 1 Peter 1:18,19: We are also saved by the blood of the lamb, the blood of Christ.
- At Easter, we are reminded that Jesus died on the cross, taking the punishment that our sins deserved.
- But, on Easter Sunday, we remember that Jesus conquered death and rose from the grave.
- If we believe that Jesus died in our place, we will have eternal life.

**Big Ideas and Words:**

(From "The Big Picture Story Bible")

Sacrifice (pg. 124): Killing an animal in a specific way according to how God had told them.

Pretending (pg. 129): To act as if something is true when it is not true.

MONDAY

Introduction:

Repeat all of the rhyme every day with the children. Don't forget to add actions to the rhyme. The older your children are, the more actions you can do:



Rhyme:
God created all that
is

In a place with rules for all of His
God's people turned their backs on
God

No more place or friends there
was

God judged their sin but saved
them too

A promise to Abraham of all
things new

The great big family of God was
growing

God provided through Joseph and
all his knowing

God's people grew but life was
tough

Rescue came through God and a
baby lamb's blood

Main Teaching:

Bible Reading:
Read pages 123-129 of
"The Big Picture Story
Bible"



Activity:
Ask the children:

➤ What saved God's people? (*The blood of a lamb on their doorposts*)


➤ How are we saved? (*By the blood of Jesus who died on the cross for us*)



Prayer:
Pray with the children.
You say a few words
and they repeat it:

Thank you, Father, that you saved us.
Amen

TUESDAY

Introduction:*Say rhyme***Rhyme:**

God created all that
is

In a place with rules for all of His
God's people turned their backs on
God

No more place or friends there
was

God judged their sin but saved
them too

A promise to Abraham of all
things new

The great big family of God was
growing

God provided through Joseph and
all his knowing

God's people grew but life was
tough

Rescue came through God and a
baby lamb's blood

Main Teaching:**Activity:**

Sing the song:
'Jesus loves me'


Jesus loves me this I know
For the Bible tells me so
Little ones to Him belong
They are weak but He is strong

Yes, Jesus loves me
Yes, Jesus loves me
Yes, Jesus loves me
The Bible tells me so

**Prayer:**

Thank you, Father,
that you saved us.
Amen

WEDNESDAY

Introduction:*Say rhyme*

Rhyme:
God created all that
is

In a place with rules for all of His
God's people turned their backs on
God

No more place or friends there
was

God judged their sin but saved
them too

A promise to Abraham of all
things new

The great big family of God was
growing

God provided through Joseph and
all his knowing

God's people grew but life was
tough

Rescue came through God and a
baby lamb's blood

Main Teaching:**Bible Reading:**

*Read pages 123-129 of
"The Big Picture Story
Bible"*

**Activity:**


*After reading the
selected pages in "The
Big Picture Story Bible", ask the children
these three questions:*

1. What did we learn about God's Word? (*God speaks through Moses*)
2. What did we learn about God's people? (*They need saving*)
3. Are God's people living in God's place? (*No, they are living as slaves*)

**Prayer:**

Thank you, Father,
that you saved us.
Amen

THURSDAY

Introduction:*Say rhyme***Rhyme:**

God created all that
is

In a place with rules for all of His
God's people turned their backs on
God

No more place or friends there
was

God judged their sin but saved
them too


A promise to Abraham of all
things new

The great big family of God was
growing

God provided through Joseph and
all his knowing

God's people grew but life was
tough

Rescue came through God and a
baby lamb's blood

Main Teaching:**Activity:**


'Saved by the blood of
the lamb' game

*Choose a child to be 'on'. All the other
children run around. The child who is
'on' tries to catch the other children.
Anyone they touch is stuck. To be freed,
they need to shout out: 'saved by the
blood of the lamb'. Only if the teacher
hears them, can they move around
again.*

**Prayer:**

Thank you, Father,
that you saved us.
Amen

FRIDAY

Introduction:*Say rhyme*

Rhyme:
God created all that
is

In a place with rules for all of His
God's people turned their backs on
God

No more place or friends there
was

God judged their sin but saved
them too

A promise to Abraham of all
things new

The great big family of God was
growing

God provided through Joseph and
all his knowing

God's people grew but life was
tough

Rescue came through God and a
baby lamb's blood

Main Teaching:**Bible Reading:**

Read page 123-129 of
"The Big Picture Story
Bible"

**Memory Verse:**

Genesis 12:1,2 "The
Lord had said to
Abram, 'Go from your country, your
people and your father's household to
the land I will show you. I will make you
into a great nation, and I will bless
you.'"

**Prayer:**

Thank you, Father,
that you saved us.
Amen



Lesson outcome:

Children will learn that God speaks to His people and teaches them how to live and love.



Bible readings:

Exodus 20:1,2

And God spoke all these words:

² "I am the Lord your God, who brought you out of Egypt, out of the land of slavery.

Matthew 22:36-40

³⁶ "Teacher, which is the greatest commandment in the Law?"

³⁷ Jesus replied: "Love the Lord your God with all your heart and with all your soul and with all your mind.' ³⁸ This is the first and greatest commandment. ³⁹ And the second is like it: 'Love your neighbor as yourself.' ⁴⁰ All the Law and the Prophets hang on these two commandments."




Notes on the passage:

- Exodus 20:1,2: God speaks to His people.
- God reminds the people that He first saved them and then He told them how to live.
- The same is true for us: God saves us and makes us His children because He loves us.
- We have done nothing to earn or deserve our salvation.
- Matthew 22:36-40: Jesus teaches us that loving God should be our first priority.
- We are to love God with everything that we are and have.
- Then, we are to love others.
- Matthew 22:40: All of the laws God gave to His people in the Old Testament can be summed up in these two instructions: Love God and love others.

MONDAY

Introduction:

Repeat all of the rhyme every day with the children. Don't forget to add actions to the rhyme. The older your children are, the more actions you can do:



and love

Rhyme:
God taught His
people how to live

Main Teaching:



Bible Reading:
Read pages 130-139 of
"The Big Picture Story
Bible"



Activity:
Ask the children:

- God told His people how to love God, love others and (live as God's people)
- What did God's people do with God's Word? (forgot, doubted and disobeyed God's Word)



Prayer:
Pray with the children.
You say a few words
and they repeat it:

Thank you, God, for teaching us how to live and love. Amen

TUESDAY

Introduction:

Say rhyme



and love

Rhyme:
God taught His
people how to live

Main Teaching:



Activity:
Sing the song:
'Love the Lord your
God'

Love the Lord your God
With all your heart and all your
soul and all your mind
And love all mankind as you
love yourself and

Love, the Lord your God
With all your heart, and all your
soul and mind
As you love all mankind

We've got Christian lives to live
We've got Jesus love to give
We've got nothing to hide
Because in Him we abide




Prayer:
Thank you, God, for
teaching us how to live
and love. Amen

WEDNESDAY

Introduction:

Say rhyme



and love

Rhyme:

God taught His people how to live

THURSDAY

Introduction:

Say rhyme



and love

Rhyme:

God taught His people how to live

Main Teaching:



Bible Reading:

Read pages 130-139 of "The Big Picture Story Bible"



Activity:

After reading the selected pages in "The Big Picture Story Bible", ask the children these three questions:

1. What did we learn about God's Word? (It teaches us that we love God by loving others)
2. What did we learn about God's people? (They are growing in number but forgetting about God)
3. Are God's people living in God's place? (No)



Prayer:

Thank you, God, for teaching us how to live and love. Amen

Main Teaching:



Activity:

'God Says' game:

Teacher says: 'God says: Love each other' (Children give each other a hug).
Teacher says: 'God says: Love God' (Children act like they are reading a Bible).

Teacher says: 'God says: Speak to God' (Children put their hands together in front of them as if they were praying).



Prayer:

Thank you, God, for teaching us how to live and love. Amen

WEEK 11


God teaches His people how to live and love

Lessons

FRIDAY

Introduction:

Say rhyme



and love

Rhyme:

God taught His
people how to live

Main Teaching:



Bible Reading:

*Read page 130-139 of
"The Big Picture Story
Bible"*



Memory Verse:

Matthew 22:37 "Jesus
said: 'Love the Lord
your God with all your heart and with
all your soul and with all your mind.'"



Prayer:

Thank you, God, for
teaching us how to live
and love. Amen

**Lesson outcome:**

Children will learn that God keeps His promises.

**Bible readings:****Joshua 21:43-45**

⁴³So the Lord gave Israel all the land he had sworn to give their ancestors, and they took possession of it and settled there. ⁴⁴ The Lord gave them rest on every side, just as he had sworn to their ancestors. Not one of their enemies withstood them; the Lord gave all their enemies into their hands. ⁴⁵ Not one of all the Lord's good promises to Israel failed; everyone was fulfilled.

Joshua 24:14,15

¹⁴ "Now fear the Lord And serve him with all faithfulness. Throw away the gods your ancestors worshiped beyond the Euphrates River and in Egypt and serve the Lord. ¹⁵ But if serving the Lord seems undesirable to you, then choose for yourselves this day whom you will serve, whether the gods your ancestors served beyond the Euphrates, or the gods of the Amorites, in whose land you are living. But as for me and my household, we will serve the Lord."



Notes on the passage:

- God promised Abraham a people, a land and that they will be blessed.
- Joshua 21:43: God keeps His promises and gives the people the land.
- Joshua 21:45: All of God's good promises have been fulfilled.
- Joshua 24:14-15: Joshua reminds the people that they need to respond to their great God.
- They need to respond to His faithfulness by serving Him.
- There are only two options in life for all people in the world: either we serve God, or we serve ourselves.
- Joshua encourages his people to serve God.
- When we read the Bible and see how great our God is, we should also respond with faith and obedience.



Big Ideas and Words:

(From "The Big Picture Story Bible")

Problem (pg. 143): Something that is difficult to deal with: something that is a source of trouble, worry, etc.

Courageous (pg. 144): Very brave.

Drove out (pg. 149): People are forced out of where they live and made to live in another place.

Reminded (pg. 151): To make (someone) think about something again: to cause (someone) to remember something.

Fulfilled (pg. 153): A promise or words, that have been spoken by God, come true.

MONDAY

Introduction:

Repeat all of the rhyme every day with the children. Don't forget to add actions to the rhyme. The older your children are, the more actions you can do:



Rhyme:
God taught His
people how to live
and love
And gave them a place to live and
love God

Main Teaching:

Bible Reading:
Read pages 142-154 of
"The Big Picture Story
Bible"



Activity:
Ask the children:

- Who sent the people out of the land? (God did)
- Joshua and God's people promised to listen to and obey...? (God's Word)



Prayer:
Pray with the children.
You say a few words
and they repeat it:

Thank you, God, that you keep your promises. Amen

TUESDAY

Introduction:

Say rhyme



Rhyme:
God taught His
people how to live
and love
And gave them a place to live and
love God

Main Teaching:

Activity:
Sing the song:
'Love the Lord your
God'

Love the Lord your God
With all your heart and all your
soul and all your mind
And love all mankind as you
love yourself and

Love, the Lord your God
With all your heart, and all your
soul and mind
As you love all mankind

We've got Christian lives to live
We've got Jesus love to give
We've got nothing to hide
Because in Him we abide



Prayer:
Thank you, God, that
you keep your
promises. Amen

WEDNESDAY

Introduction:

Say rhyme



Rhyme:

God taught His
people how to live
and love
And gave them a place to live and
love God

Main Teaching:

Bible Reading:

Read pages 142-154 of
"The Big Picture Story
Bible"



Activity:

After reading the
selected pages in "The
Big Picture Story Bible", ask the children
these three questions:

1. What did we learn about God's Word? (*God keeps His promises*)
2. What did we learn about God's people? (*They promised to be God's people and listen to and obey God's Word*)
3. Are God's people living in God's place? (*Yes!*)



Prayer:

Thank you, God, that
you keep your
promises. Amen

THURSDAY

Introduction:

Say rhyme



Rhyme:

God taught His
people how to live
and love
And gave them a place to live and
love God

Main Teaching:

Activity:

Act out the story of
God conquering
Jericho

Get the children to pretend to build a
city. Then act out each day, walk
around the city, go back to camp, eat
and sleep. Do that for 6 days.

On the seventh day walk around the
city seven times and then shout and
imagine the city collapsing. Remind the
children to be quiet when they are
walking. Remind them that God made
the city walls collapse, not the
Israelites.



Prayer:

Thank you, God, that
you keep your
promises. Amen

FRIDAY

Introduction:

Say rhyme

**Rhyme:**

God taught His
people how to live
and love
And gave them a place to live and
love God

Main Teaching:**Bible Reading:**

*Read page 142-154 of
"The Big Picture Story
Bible"*

**Memory Verse:**

Matthew 22:37 "Jesus
said: 'Love the Lord
your God with all your heart and with
all your soul and with all your mind.'"

**Prayer:**

Thank you, God, that
you keep your
promises. Amen



Lesson outcome:

Children will learn that God helped David save and rule God's people.



Bible readings:

1 Samuel 17:45-47

⁴⁵ David said to the Philistine, "You come against me with sword and spear and javelin, but I come against you in the name of the Lord Almighty, the God of the armies of Israel, whom you have defied. ⁴⁶ This day the Lord will deliver you into my hands, and I'll strike you down and cut off your head. This very day I will give the carcasses of the Philistine army to the birds and the wild animals, and the whole world will know that there is a God in Israel. ⁴⁷ All those gathered here will know that it is not by sword or spear that the Lord saves; for the battle is the Lord's, and he will give all of you into our hands."



Notes on the passage:

- 1 Samuel 17:46: David is clear that only through God's power, will Goliath be defeated.
- 1 Samuel 17:47: The battle is the Lord's and He will defeat Goliath and the Philistines by using David.
- David fights for God's honour and God defeats Israel's enemy.
- God is the one who saves.
- David will rule God's people under God.



Big Ideas and Words:

(From "The Big Picture Story Bible")


Belief (pg. 160): To hear and trust what someone says and then act on it.

Victory (pg. 164): David won the battles with God's help.

MONDAY

Introduction:

Repeat all of the rhyme every day with the children. Don't forget to add actions to the rhyme. The older your children are, the more actions you can do:



Rhyme:
 God taught His people how to live and love
 And gave them a place to live and love God
 God gave His people a good king, David

Main Teaching:



Bible Reading:
 Read pages 155-166 of "The Big Picture Story Bible"



Activity:
 Ask the children:

- Why were the Philistines ruling over God's people? (*God's people had stopped listening to God*)
- God gave His people an earthly king, what was His name? (*King David*)



Prayer:
 Pray with the children. You say a few words and they repeat it:

Father God, please help us to live with you as our King. Amen

WEEK 13


God's people are in God's place listening to God's King

Lessons

TUESDAY

Introduction:

Say rhyme



Rhyme:

God taught His
people how to live

and love

And gave them a place to live and
love God

God gave His people a good king,
David

Main Teaching:



Activity:

Sing the song:

'Love the Lord your
God'

Love the Lord your God
With all your heart and all your
soul and all your mind
And love all mankind as you
love yourself and

Love, the Lord your God
With all your heart, and all your
soul and mind
As you love all mankind

We've got Christian lives to live
We've got Jesus love to give
We've got nothing to hide
Because in Him we abide



Prayer:

Father God, please
help us to live with you
as our King. Amen

WEDNESDAY

Introduction:

Say rhyme



Rhyme:

God taught His
people how to live

and love

And gave them a place to live and
love God

God gave His people a good king,
David

Main Teaching:



Bible Reading:

Read pages 155-166 of
"The Big Picture Story
Bible"



Activity:

After reading the
selected pages in "The
Big Picture Story Bible", ask the children
these three questions:

1. What did we learn about God's Word? (*We need to listen to and obey God's Word*)
2. What did we learn about God's people? (*They find it hard to obey God's Word*)
3. Are God's people living in God's place? (*Yes*)




Prayer:

Father God, please
help us to live with you
as our King. Amen

THURSDAY

Introduction:

Say rhyme



Rhyme:

God taught His people how to live and love
And gave them a place to live and love God
God gave His people a good king, David

Main Teaching:



Activity:

'Word, Place, People' game

Choose three different areas in the room. When you call out the name for the area the children run there and do the correct action.

Area 1: God's Word (children run to that area and put their hands on their head like a crown to show that God's Word was being taught to the people by God's King).

Area 2: God's place (children run to that area and give a double thumbs up).

Area 3: God's people (children run to that area and hug each other).



Prayer:

Father God, please help us to live with you as our King. Amen

FRIDAY

Introduction:

Say rhyme



Rhyme:

God taught His people how to live and love
And gave them a place to live and love God
God gave His people a good king, David

Main Teaching:



Bible Reading:

Read page 155-166 of "The Big Picture Story Bible"



Memory Verse:

Matthew 22:37 "Jesus said: 'Love the Lord your God with all your heart and with all your soul and with all your mind.'"



Prayer:

Father God, please help us to live with you as our King. Amen

**Lesson outcome:**

Children will learn that God promised David a Forever King.

**Bible readings:****2 Samuel 7:11b-14a**

⁸ “Now then, tell my servant David, “This is what the Lord Almighty says: I took you from the pasture, from tending the flock, and appointed you ruler over my people Israel. ⁹ I have been with you wherever you have gone, and I have cut off all your enemies from before you. Now I will make your name great, like the names of the greatest men on earth. ¹⁰ And I will provide a place for my people Israel and will plant them so that they can have a home of their own and no longer be disturbed. Wicked people will not oppress them anymore, as they did at the beginning ¹¹ and have done ever since the time, I appointed leaders over my people Israel. I

will also give you rest from all your enemies.

“The Lord declares to you that the Lord himself will establish a house for you:¹² When your days are over and you rest with your ancestors, I will raise up your offspring to succeed you, your own flesh and blood, and I will establish his kingdom. ¹³ He is the one who will build a house for my Name, and I will establish the throne of his kingdom forever. ¹⁴ I will be his father, and he will be my son.

**Notes on the passage:**

- In these verses the prophet Nathan is delivering a message from God to David.
- God promises David a kingdom and a son to rule over that kingdom under God.
- 2 Samuel 7:13,14: When we read these verses carefully, we see an eternal kingdom spoken of and the relationship between God and King being that of father and son.
- We see hints and clues as to the kingdom that will be established under Jesus, an Eternal Kingdom with the Son of God, as King.

MONDAY

Introduction:

Repeat all of the rhyme every day with the children. Don't forget to add actions to the rhyme. The older your children are, the more actions you can do:



Rhyme:
 God taught His people how to live and love
 And gave them a place to live and love God
 God gave His people a good king, David
 And to David God promised a Forever King

Main Teaching:

Bible Reading:
 Read pages 168-173 of "The Big Picture Story Bible"



Activity:
 Ask the children:

- What did God promise David?
 (A kingdom, a nation, a big family)
- Who would rule this kingdom?
 (God's king, David's family)



Prayer:
 Pray with the children.
 You say a few words and they repeat it:

Thank you, God, that you keep your promises. Amen.

TUESDAY

Introduction:*Say rhyme***Rhyme:**

God taught His
people how to live
and love
And gave them a place to live and
love God
God gave His people a good king,
David
And to David God promised a
Forever King

Main Teaching:**Activity:***Sing the song:*

'Love the Lord your
God'

Love the Lord your God
With all your heart and all your
soul and all your mind
And love all mankind as you
love yourself and

Love, the Lord your God
With all your heart, and all your
soul and mind
As you love all mankind

We've got Christian lives to live
We've got Jesus love to give
We've got nothing to hide
Because in Him we abide

**Prayer:**

Thank you, God, that
you keep your
promises. Amen.

WEDNESDAY

Introduction:

Say rhyme

**Rhyme:**

God taught His
people how to live

and love

And gave them a place to live and
love God

God gave His people a good king,
David

And to David God promised a
Forever King

Main Teaching:**Bible Reading:**

Read pages 168-173 of
"The Big Picture Story
Bible"

**Activity:**

After reading the
selected pages in "The
Big Picture Story Bible", ask the children
these three questions:

1. What did we learn about God's Word? (*God promised David a Forever Kingdom with his son as King*)
2. What did we learn about God's people? (*They need to trust God's promises*)
3. Are God's people living in God's place? (*Yes*)

**Prayer:**

Thank you, God, that
you keep your
promises. Amen.

THURSDAY

Introduction:*Say rhyme***Rhyme:**

God taught His
people how to live
and love
And gave them a place to live and
love God
God gave His people a good king,
David
And to David God promised a
Forever King

Main Teaching:**Activity:**

'Forever King says'
game:

Teacher says: 'Forever King says: King will be...' (*Children answer: 'David's son'*).

Teacher says: 'Forever King says: King will serve...' (*Children answer: 'God alone'*).

Teacher says: 'Forever King says: King will look after...' (*Children answer: 'Forever Kingdom'*).

**Prayer:**

Thank you, God, that
you keep your
promises. Amen.

FRIDAY

Introduction:*Say rhyme***Rhyme:**

God taught His
people how to live
and love
And gave them a place to live and
love God
God gave His people a good king,
David
And to David God promised a
Forever King

Main Teaching:**Bible Reading:**

*Read page 168-173 of
'The Big Picture Story
Bible'*

**Memory Verse:**

Matthew 22:37 "Jesus
said: 'Love the Lord
your God with all your heart and with
all your soul and with all your mind.
This is the first and greatest
commandment.'"

**Prayer:**

Thank you, God, that
you keep your
promises. Amen.

**Lesson outcome:**

Children will learn that God was living with His people and they could see that at the temple.

**Bible readings:****1 Kings 8:10-19**

¹⁰ When the priests withdrew from the Holy Place, the cloud filled the temple of the Lord. ¹¹ And the priests could not perform their service because of the cloud, for the glory of the Lord filled his temple.

¹² Then Solomon said, "The Lord has said that he would dwell in a dark cloud; ¹³ I have indeed built a magnificent temple for you, a place for you to dwell forever."

¹⁴ While the whole assembly of Israel was standing there, the king turned around and blessed them. ¹⁵ Then he said:

"Praise be to the Lord, the God of Israel, who with his own hand has fulfilled what he promised with his own mouth to my father David. For he said, ¹⁶

'Since the day I brought my people Israel out of Egypt, I have not chosen a city in any tribe of Israel to have a temple built so that my Name might be there, but I have chosen David to rule my people Israel.'

¹⁷ "My father David had it in his heart to build a temple for the Name of the Lord, the God of Israel. ¹⁸ But the Lord said to my father David, 'You did well to have it in your heart to build a temple for my Name. ¹⁹ Nevertheless, you are not the one to build the temple, but your son, your own flesh and blood—he is the one who will build the temple for my Name.'

²⁰ "The Lord has kept the promise he made: I have succeeded David my father and now I sit on the throne of Israel, just as the Lord promised, and I have built the temple for the Name of the Lord, the God of Israel. ²¹ I have provided a place there for the ark, in which is the covenant of the Lord that he made with our ancestors when he brought them out of Egypt."



Notes on the passage:

- God comes and dwells with his people in the splendid temple that Solomon has built for Him.
- 1 Kings 8:20: Solomon reminds the people that God keeps His promises.
- God's people will see the temple as a sign of God living with them.
- It will be where God's people go to give sacrifices for sin, sacrifices during celebrations and feasts and where they will gather to remember the Passover.
- Everything God's people will do, should be done in The Name of God and in the way that God commanded them to do.
- God's people should live lives of faith and obedience.



Big Ideas and Words:

(From "The Big Picture Story Bible")

Forgive (pg. 176): To have your sin be lifted away from you and carried away.

Steadfast (pg. 179): Never changing and always certain.

Endures (pg. 179): God's love lasts forever, it never gets less, it stays the same.

Wisdom (pg. 180): Understanding how to apply God's Word to things that happen every day.

MONDAY

Introduction:

Repeat all of the rhyme every day with the children. Don't forget to add actions to the rhyme. The older your children are, the more actions you can do:

**Rhyme:**

God taught His people how to live
and love
And gave them a place to live and
love God
God gave His people a good king,
David
And to David, God promised a
Forever King
And David's son, Solomon, built a
temple for God

Main Teaching:**Bible Reading:**

Read pages 174-184 of "The Big Picture Story Bible"

**Activity:**

Ask the children:


- What is God's house called? (The temple)
- Is God keeping his promises to Abraham? (Yes)

**Prayer:**

Pray with the children. You say a few words and they repeat it:

Father God, please help us to live our lives praising You. Amen

TUESDAY

Introduction:*Say rhyme***Rhyme:**

God taught His
people how to live

and love

And gave them a place to live and
love God

God gave His people a good king,
David

And to David, God promised a
Forever King

And David's son, Solomon, built a
temple for God

Main Teaching:**Activity:**

Sing the song:
'Hallelu!'

Hallelu, hallelu, hallelu,
Hallelujah!

Praise ye the Lord!

Hallelu, hallelu, hallelu,
Hallelujah!

Praise ye the Lord!

Praise ye the Lord! Hallelujah!

Praise ye the Lord! Hallelujah!

Praise ye the Lord! Hallelujah!

Praise ye the Lord!


**Prayer:**

Father God, please
help us to live our lives
praising You. Amen

WEDNESDAY

Introduction:

Say rhyme

**Rhyme:**

God taught His
people how to live

and love

And gave them a place to live and
love God

God gave His people a good king,
David

And to David, God promised a
Forever King

And David's son, Solomon, built a
temple for God

Main Teaching:**Bible Reading:**

*Read pages 174-184 of
"The Big Picture Story
Bible"*

**Activity:**


*After reading the
selected pages in "The
Big Picture Story Bible", ask the children
these three questions:*

1. What did we learn about God's Word? *(God keeps His promises)*
2. What did we learn about God's people? *(They are to worship God at the temple by bringing sacrifices)*
3. Are God's people living in God's place? *(Yes)*

**Prayer:**

Father God, please
help us to live our lives
praising You. Amen

THURSDAY

Introduction:*Say rhyme***Rhyme:**God taught His
people how to live

and love

And gave them a place to live and
love GodGod gave His people a good king,
DavidAnd to David, God promised a
Forever KingAnd David's son, Solomon, built a
temple for God**Main Teaching:****Activity:**'Name and Do' game*Teacher says: 'Temple' (Children
answer: 'God with His people')**Teacher says: 'Sacrifices' (Children
answer: 'God forgives His people')**Teacher says: 'God's King' (Children
answer: 'Will live forever')***Prayer:**Father God, please
help us to live our lives
praising You. Amen

FRIDAY

Introduction:*Say rhyme***Rhyme:**God taught His
people how to live

and love

And gave them a place to live and
love GodGod gave His people a good king,
DavidAnd to David, God promised a
Forever KingAnd David's son, Solomon, built a
temple for God**Main Teaching:****Bible Reading:***Read page 174-184 of
'The Big Picture Story
Bible'***Memory Verse:**Matthew 22:37 "Jesus
said: 'Love the Lord
your God with all your heart and with
all your soul and with all your mind.
This is the first and greatest
commandment.'"**Prayer:**Father God, please
help us to live our lives
praising You. Amen

**Lesson outcome:**

Children will learn that God's people disobeyed God's Word.

**Bible readings:****1 Kings 18:16-19; 36-38**

¹⁶ So Obadiah went to meet Ahab and told him, and Ahab went to meet Elijah.¹⁷ When he saw Elijah, he said to him, "Is that you, you troubler of Israel?"

¹⁸ "I have not made trouble for Israel," Elijah replied. "But you and your father's family have. You have abandoned the Lord's commands and have followed the Baals. ¹⁹ Now summon the people from all over Israel to meet me on Mount Carmel. And bring the four hundred and fifty prophets of Baal and the four hundred prophets of Asherah, who eat at Jezebel's table."

³⁶ At the time of sacrifice, the prophet Elijah stepped forward and prayed: "Lord, the God of Abraham, Isaac and Israel, let it be known today that you are

God in Israel and that I am your servant and have done all these things at your command. ³⁷

Answer me, Lord, answer me, so these people will know that you, Lord, are God, and that you are turning their hearts back again."

³⁸ Then the fire of the Lord fell and burned up the sacrifice, the wood, the stones and the soil, and also licked up the water in the trench.



Notes on the passage:

- These verses are part of the longer story which explains the battle between Elijah's God and the false god, Baal.
- 1 Kings 18:18: Elijah tells the king of Israel that he has abandoned God's commands.
- The king of Israel has not led God's people to love and listen to God.
- 1 Kings 18:36,37: Elijah is asking God to be glorified on earth.
- God must turn the people back to Him.
- The people are useless at saving themselves and listening to God on their own.
- They need Elijah to rescue them and show them how to love God.
- We are just like the Israelites:
- We quickly forget what God has done.
- We must continually turn back to God and ask for forgiveness for our sins.
- The best way for us to do that is to regularly spend time reading our Bibles and praying, this reminds us that Jesus came to rescue us and show us how to love God.



Big Ideas and Words:

(From "The Big Picture Story Bible")

Prophet (pg. 190): A prophet was a person, chosen by God, to tell people how to live a life that was pleasing to God.

Challenged (pg. 192): Invited them to a competition.


Contest (pg. 192): An event in which people try to win by doing something better than others.

Continued (pg. 198): Lasting or happening for a long time without stopping or being stopped.

MONDAY

Introduction:

Say rhyme:



Rhyme:

God taught His
people how to live

and love

And gave them a place to live and
love God

God gave His people a good king,
David

And to David God promised a
forever King

And David's son Solomon built a
temple for God

God's people stopped listening

Main Teaching:

Bible Reading:

Read pages 188-199 of
"The Big Picture Story
Bible"



Activity:

Ask the children:

- Why was God angry with His people? (*They disobeyed God's Word*)
- Who did God send to warn God's people? (*Prophets*)



Prayer:

Pray with the children.
You say a few words


and they repeat it:

Father God, please help us to listen to
you. Amen

TUESDAY

Introduction:

Say rhyme:

**Rhyme:**

God taught His people
how to live and love

And gave them a place to live and
love God

God gave His people a good king,
David

And to David, God promised a
forever King

And David's son, Solomon, built a
temple for God

God's people stopped listening

Main Teaching:**Activity:**

Sing the song:
'Hallelu!'

Hallelu, hallelu, hallelu,
Hallelujah!

Praise ye the Lord!

Hallelu, hallelu, hallelu,
Hallelujah!

Praise ye the Lord!

Praise ye the Lord! Hallelujah!

Praise ye the Lord! Hallelujah!

Praise ye the Lord! Hallelujah!

Praise ye the Lord!


**Prayer:**

Father God, please
help us to listen to you.
Amen

WEDNESDAY

Introduction:

Say rhyme:

**Rhyme:**

God taught His people
how to live and love

And gave them a place to live and
love God

God gave His people a good king,
David

And to David, God promised a
forever King

And David's son, Solomon, built a
temple for God

God's people stopped listening

Main Teaching:**Bible Reading:**

Read pages 188-199 of
"The Big Picture Story
Bible"

**Activity:**

After reading the
selected pages in "The
Big Picture Story Bible", ask the children
these three questions:

1. What did we learn about God's Word? (*God's people must obey God's Word*)
2. What did we learn about God's people? (*They were not listening to God*)
3. Are God's people living in God's place? (*Yes, but they are not living with God as their king*)


**Prayer:**

Father God, please
help us to listen to you.
Amen

THURSDAY

Introduction:

Say rhyme:

**Rhyme:**

God taught His people
how to live and love

And gave them a place to live and
love God

God gave His people a good king,
David

And to David, God promised a
forever King

And David's son, Solomon, built a
temple for God

God's people stopped listening

Main Teaching:**Activity:**

'Opposites' game

Play any of the children's favourite games from previous weeks, but this time tell them to do exactly the opposite of what they should do. Let the game get a bit out of control and remind the children that if we don't listen to, and follow the rules, no one can have fun and it ends in a mess.

**Prayer:**

Father God, please
help us to listen to you.
Amen

FRIDAY

Introduction:

Say rhyme:

**Rhyme:**

God taught His people
how to live and love

And gave them a place to live and
love God

God gave His people a good king,
David

And to David, God promised a
forever King

And David's son, Solomon, built a
temple for God

God's people stopped listening

Main Teaching:**Bible Reading:**

Read page 188-199 of
"The Big Picture Story
Bible"

**Memory Verse:**

Matthew 22:37 "Jesus said: 'Love the Lord your God with all your heart and with all your soul and with all your mind. This is the first and greatest commandment.'"

**Prayer:**

Father God, please
help us to listen to you.
Amen



Lesson outcome:

Children will learn that God will punish our disobedience.



Bible readings:

2 Kings 17:5-8

⁵ The king of Assyria invaded the entire land, marched against Samaria and laid siege to it for three years. ⁶ In the ninth year of Hoshea, the king of Assyria captured Samaria and deported the Israelites to Assyria. He settled them in Halah, in Gozan on the Habor River and in the towns of the Medes.

⁷ All this took place because the Israelites had sinned against the Lord their God, who had brought them up out of Egypt from under the power of Pharaoh king of Egypt. They worshiped other gods ⁸ and followed the practices of the nations the Lord had driven out before them, as well as the practices that the kings of Israel had introduced.



Notes on the passage:

- 2 Kings 17:5: Assyria was not a land that worshipped God, but God used them to bring judgement on His disobedient people.
- 2 Kings 17:7: Israel was punished for their sin which was loving other gods and not listening to God.
- 2 Kings 17:7: The writer of the book of 2 Kings shows us that God's people were reminded every year of their forefathers' rescue from Egypt by the power of God.
- Even so, they still disobeyed God.
- God is very patient with His people but there comes a time when He can no longer threaten judgement but must act on His Word.



Big Ideas and Words:

(From "The Big Picture Story Bible")

Destroyed (pg. 207): To damage (something) so badly that it cannot be fixed.

Sin (pg. 209): Sin is when we turn against God and do things our own way.

MONDAY

Introduction:

Repeat all of the rhyme every day with the children. Don't forget to add actions to the rhyme. The older your children are, the more actions you can do:



Rhyme:

God taught His people how to live and love
 And gave them a place to live and love God
 God gave His people a good king, David
 And to David, God promised a forever King
 And David's son, Solomon, built a temple for God
 God's people stopped listening
 So, God sent them out of His promised land

Main Teaching:



Bible Reading:

Read pages 200-209 of "The Big Picture Story Bible"



Activity:

Ask the children:

- Did the kings encourage God's people to listen to Him? (No!)
- Why did God send His people out of His place? (Because of their sin)



Prayer:

Pray with the children. You say a few words and they repeat it:

Father God, please forgive us for the times that we don't listen to you. Amen

TUESDAY

Introduction:

Say rhyme:



Rhyme:

God taught His
people how to live
and love
And gave them a place to live and
love God
God gave His people a good king,
David
And to David, God promised a
forever King
And David's son, Solomon, built a
temple for God
God's people stopped listening
So, God sent them out of His
promised land

Main Teaching:



Activity:

Sing the song:
'Hallelu!'

Hallelu, hallelu, hallelu,
Hallelujah!
Praise ye the Lord!
Hallelu, hallelu, hallelu,
Hallelujah!
Praise ye the Lord!

Praise ye the Lord! Hallelujah!
Praise ye the Lord! Hallelujah!
Praise ye the Lord! Hallelujah!
Praise ye the Lord!



Prayer:

Father God, please
forgive us for the times
that we don't listen to you. Amen

WEDNESDAY

Introduction:

Say rhyme:



Rhyme:

God taught His
people how to live

and love

And gave them a place to live and
love God

God gave His people a good king,
David

And to David, God promised a
forever King

And David's son, Solomon, built a
temple for God

God's people stopped listening

So, God sent them out of His
promised land

Main Teaching:



Bible Reading:

Read pages 200-209 of
"The Big Picture Story
Bible"



Activity:

After reading the
selected pages in "The
Big Picture Story Bible", ask the children
these three questions:

1. What did we learn about God's Word? (*God will keep His Word: saving us and judging us*)
2. What did we learn about God's people? (*Their disobedience deserved punishment*)
3. Are God's people living in God's place? (*No, their punishment was that they would no longer live in God's place*)




Prayer:

Father God, please
forgive us for the times
that we don't listen to you. Amen

THURSDAY

Introduction:

Say rhyme:



Rhyme:

God taught His people how to live and love
 And gave them a place to live and love God
 God gave His people a good king, David
 And to David, God promised a forever King
 And David's son, Solomon, built a temple for God
 God's people stopped listening
 So, God sent them out of His promised land

Main Teaching:



Activity:

'Word, Place, People' game

Choose three different areas in the room. When you call out the name for the area the children run there and do the correct action.

Area 1: God's Word (children run to that area and put their hands over their ears as if they aren't listening).

Area 2: God's place (children run to that area and look sad).

Area 3: God's people (children run to that area and stand back to back as if angry with each other)




Prayer:

Father God, please forgive us for the times that we don't listen to you. Amen

FRIDAY

Introduction:

Say rhyme:



Rhyme:

God taught His
people how to live

and love

And gave them a place to live and
love God

God gave His people a good king,
David

And to David, God promised a
forever King

And David's son, Solomon, built a
temple for God

God's people stopped listening

So, God sent them out of His
promised land

Main Teaching:



Bible Reading:

Read page 200-209 of
"The Big Picture Story
Bible"



Memory Verse:

Matthew 22:37 "Jesus
said: 'Love the Lord
your God with all your heart and with
all your soul and with all your mind.
This is the first and greatest
commandment. And the second is like
it: Love your neighbour as yourself.'"



Prayer:

Father God, please
forgive us for the times
that we don't listen to you. Amen

**Lesson outcome:**

Children will learn that God sent prophets to teach His people how to turn back to Him.

**Bible readings:****Jeremiah 29:1,4,10-14**

¹ This is the text of the letter that the prophet Jeremiah sent from Jerusalem to the surviving elders among the exiles and to the priests, the prophets and all the other people Nebuchadnezzar had carried into exile from Jerusalem to Babylon.

⁴ This is what the Lord Almighty, the God of Israel, says to all those I carried into exile from Jerusalem to Babylon:

¹⁰ This is what the Lord says: "When seventy years are completed for Babylon, I will come to you and fulfil my good promise to bring you back to this place. ¹¹ For I know the plans I have for you," declares

the Lord, "plans to prosper you and not to harm you, plans to give you hope and a future.

¹² Then you will call on me and come and pray to me, and I will listen to you ¹³ You will seek me and find me when you seek me with all your heart. ¹⁴ I will be found by you," declares the Lord, "and will bring you back from captivity. I will gather you from all the nations and places where I have banished you," declares the Lord, "and will bring you back to the place from which I carried you into exile."

**Notes on the passage:**

- Jeremiah was a prophet used by God to encourage God's people to turn back to God and worship Him.
- God is still speaking to His people, loving and leading them even when they aren't living in His land.
- Jeremiah 29:10: God promises to bring His people back to His land.
- Jeremiah 29:12,13: God keeps His promises.
- When God's people are called back to God, they are to seek Him in prayer and turn to Him.



Big Ideas and Words:
(From *"The Big Picture
Story Bible"*)

Remains (pg. 211): The parts of something that are left when other parts are gone or used.

Holy (pg. 213): God's book is different to any other book. It is holy and separate.

MONDAY

Introduction:

Repeat all of the rhyme every day with the children. Don't forget to add actions to the rhyme. The older your children are, the more actions you can do:

**Rhyme:**

God taught His people how to live and love
 And gave them a place to live and love God
 God gave His people a good king, David
 And to David, God promised a forever King
 And David's son, Solomon, built a temple for God
 God's people stopped listening
 So, God sent them out of His promised land
 But God still spoke to them through the prophets

Main Teaching:

Bible"

Bible Reading:

Read pages 212-219 of "The Big Picture Story

**Activity:**

Ask the children:

- What did the prophets do? (Speak God's Holy Words)
- Did God forget His people now that they weren't living in His land? (No! God looked after His people)

**Prayer:**

Pray with the children. You say a few words and they repeat it:

Father God, please help us to listen and obey your Word. Amen

TUESDAY

Introduction:

Say rhyme:



Rhyme:

God taught His
people how to live

and love

And gave them a place to live and
love God

God gave His people a good king,
David

And to David, God promised a
forever King

And David's son, Solomon, built a
temple for God

God's people stopped listening

So, God sent them out of His
promised land

But God still spoke to them
through the prophets

Main Teaching:

Activity:

Sing the song:

'Read your Bible pray
every day'

Read your Bible, pray every
day,

Pray every day, pray every day.

Read your Bible, pray every
day,

Pray every day, pray every day.

And you'll grow, grow, grow.

And you'll grow, grow, grow.

Read your Bible, pray every
day,

And you'll grow, grow, grow.



Prayer:

Father God, please
help us to listen and
obey your Word. Amen

WEDNESDAY

Introduction:

Say rhyme:



Rhyme:

God taught His
people how to live

and love

And gave them a place to live and
love God

God gave His people a good king,
David

And to David, God promised a
forever King

And David's son, Solomon, built a
temple for God

God's people stopped listening

So, God sent them out of His
promised land

But God still spoke to them
through the prophets

Main Teaching:

Bible Reading:

Read pages 212-219 of
"The Big Picture Story
Bible"



Activity:

After reading the
selected pages in "The
Big Picture Story Bible", ask the children
these three questions:

1. What did we learn about God's Word? *(God spoke to His people through the prophets)*
2. What did we learn about God's people? *(They were living outside of God's promised land and life was hard)*
3. Are God's people living in God's place? *(No, their punishment was to live outside of God's promised land)*




Prayer:

Father God, please
help us to listen and
obey your Word. Amen

THURSDAY

Introduction:

Say rhyme:



Rhyme:

God taught His
people how to live

and love

And gave them a place to live and
love God

God gave His people a good king,
David

And to David, God promised a
forever King

And David's son, Solomon, built a
temple for God

God's people stopped listening

So, God sent them out of His
promised land

But God still spoke to them
through the prophets

Main Teaching:

Activity:

'We need to...' game

*Teacher says: 'We need to...listen to
God' (Children put their hands behind
their ears to show listening)*

*Teacher says: 'We need to...learn about
God' (Children put their hands out like
a book, the Bible)*

*Teacher says: 'We need to...love God'
(Children hug themselves)*




Prayer:

Father God, please
help us to listen and
obey your Word. Amen

FRIDAY

Introduction:

Say rhyme:



Rhyme:

God taught His
people how to live

and love

And gave them a place to live and
love God

God gave His people a good king,
David

And to David, God promised a
forever King

And David's son, Solomon, built a
temple for God

God's people stopped listening

So, God sent them out of His
promised land

But God still spoke to them
through the prophets

Main Teaching:

Bible Reading:

Read page 212-219 of
"The Big Picture Story
Bible"



Memory Verse:

Matthew 22:37 "Jesus
said: 'Love the Lord
your God with all your heart and with
all your soul and with all your mind.
This is the first and greatest
commandment. And the second is like
it: Love your neighbour as yourself.'"



Prayer:

Father God, please
help us to listen and
obey your Word. Amen



Lesson outcome:

Children will learn that God brought His people back to His land and they rebuilt the temple.



Bible readings:

Ezra 3:10-13

⁸ In the second month of the second year after their arrival at the house of God in Jerusalem, Zerubbabel son of Shealtiel, Joshua son of Jozadak and the rest of the people (the priests and the Levites and all who had returned from the captivity to Jerusalem) began the work. They appointed Levites twenty years old and older to supervise the building of the house of the Lord. ⁹ Joshua and his sons and brothers and Kadmiel and his sons (descendants of Hodaviah) and the sons of Henadad and their sons and brothers—all Levites—joined together in supervising those working on the house of God. ¹⁰ When the builders laid the foundation of

the temple of the Lord, the priests in their vestments and with trumpets, and the Levite (the sons of Asaph) with cymbals, took their places to praise the Lord, as prescribed by David king of Israel. ¹¹ With praise and thanksgiving they sang to the Lord:

“He is good; his love toward Israel endures forever.”

And all the people gave a great shout of praise to the Lord, because the foundation of the house of the Lord was laid. ¹² But many of the older priests and Levites and family heads, who had seen the former temple, wept aloud when they saw the foundation of this temple being laid, while many others shouted for joy. ¹³ No one could distinguish the sound of the shouts of joy from the sound of weeping, because the people made so much noise. And the sound was heard far away.



Notes on the passage:

- Ezra 3:10,11: The people of God praised God for His faithfulness.
- God had brought them back into His land and they were going to live for and praise Him.
- Ezra 3:12: The older men were sad as the temple was not as great as before.
- They longed for their Forever King to come and reign.
- They realised that this was still to come in the future.



Big Ideas and Words:

(From "The Big Picture Story Bible")

Foundation (pg. 221): The first thing you build on a house, the part of the building under the ground which holds the whole house up.

Rebuilding (pg. 221): Fixing and building up what has been broken down.

Longed (pg. 227): Hoped for, waited for. Something they were looking forward to.

MONDAY

Introduction:

Repeat all of the rhyme every day with the children. Don't forget to add actions to the rhyme. The older your children are, the more actions you can do:



Rhyme:

God taught His people how to live and love
And gave them a place to live and love God
God gave His people a good king, David
And to David, God promised a forever King
And David's son, Solomon, built a temple for God
God's people stopped listening
So, God sent them out of His promised land
But God still spoke to them through the prophets
And finally, led some of the people back to His land

Main Teaching:



Bible Reading:

Read pages 220-227 of "The Big Picture Story Bible"



Activity:

Ask the children:

- What did the people do when they returned to God's land? (*Rebuilt the city and the temple*)
- Why did the older men cry? (*They were still longing for God's Forever King*)



Prayer:

Pray with the children. You say a few words and they repeat it:

Father, we thank you that you are good and that your love endures forever. Amen

TUESDAY

Introduction:

Say rhyme:



Rhyme:

God taught His
people how to live

and love

And gave them a place to live and
love God

God gave His people a good king,
David

And to David, God promised a
forever King

And David's son, Solomon, built a
temple for God

God's people stopped listening

So, God sent them out of His
promised land

But God still spoke to them
through the prophets

And finally, led some of the people
back to His land

Main Teaching:



Activity:

Sing the song:

'Read your Bible pray
every day'

Read your Bible, pray every
day,

Pray every day, pray every day.

Read your Bible, pray every
day,

Pray every day, pray every day.

And you'll grow, grow, grow.

And you'll grow, grow, grow.

Read your Bible, pray every
day,

And you'll grow, grow, grow.



Prayer:

Father, we thank you
that you are good and
that your love endures forever. Amen

WEDNESDAY

Introduction:

Say rhyme:



Rhyme:

God taught His
people how to live

and love

And gave them a place to live and
love God

God gave His people a good king,
David

And to David, God promised a
forever King

And David's son, Solomon, built a
temple for God

God's people stopped listening

So, God sent them out of His
promised land

But God still spoke to them
through the prophets

And finally, led some of the people
back to His land

Main Teaching:



Bible Reading:

Read pages 220-227 of
"The Big Picture Story
Bible"



Activity:

After reading the
selected pages in "The
Big Picture Story Bible", ask the children
these three questions:

1. What did we learn about God's Word? (*God is faithful to His promises*)
2. What did we learn about God's people? (*They are back in God's land and listening to God*)
3. Are God's people living in God's place? (*Yes, they have returned to God's land, but it isn't as wonderful as it was before*)



Prayer:

Father, we thank you
that you are good and
that your love endures forever. Amen

THURSDAY

Introduction:

Say rhyme:



Rhyme:

God taught His
people how to live

and love

And gave them a place to live and
love God

God gave His people a good king,
David

And to David, God promised a
forever King

And David's son, Solomon, built a
temple for God

God's people stopped listening

So, God sent them out of His
promised land

But God still spoke to them
through the prophets

And finally, led some of the people
back to His land

Main Teaching:



Activity:

'Word, Place, People'
game

Choose three different areas in the room. When you call out the name for the area the children run there and do the correct action.

Area 1: God's Word (Children run to that area and act like they are listening, hands behind their ears).

Area 2: God's place (Children run to that area and give one thumbs up).

Area 3: God's people (Call out 'God is good and His steadfast love endures forever!')




Prayer:

Father, we thank you
that you are good and
that your love endures forever. Amen

FRIDAY

Introduction:

Say rhyme:



Rhyme:

God taught His
people how to live

and love

And gave them a place to live and
love God

God gave His people a good king,
David

And to David, God promised a
forever King

And David's son, Solomon, built a
temple for God

God's people stopped listening

So, God sent them out of His
promised land

But God still spoke to them
through the prophets

And finally, led some of the people
back to His land

Main Teaching:



Bible Reading:

Read page 220-227 of
"The Big Picture Story
Bible"



Memory Verse:

Matthew 22:37 "Jesus
said: 'Love the Lord
your God with all your heart and with
all your soul and with all your mind.
This is the first and greatest
commandment. And the second is like
it: Love your neighbour as yourself.'"



Prayer:

Father, we thank you
that you are good and
that your love endures forever. Amen