



God's Blanket

Use a 2.5cm thick blanket of dry grass or leaves to conserve moisture, keep weeds under control, encourage soil life and improve soil fertility.

Watering

Water lightly with a Watering Can each day for the first week and thereafter more heavily 3 times a week, depending on rainfall. Or use 2L bottles with holes burnt into their bases with a hot nail. Place 2 in every second row. You can also use bathwater if necessary.

Harvesting

Beans - harvest regularly to ensure they keep producing new pods for weeks.

Spinach - harvest only the outer 2 leaves by snapping them off with a sharp sideways jerk. The inner leaves will continue to grow with a supply of spinach for 6 months.

Beetroot – start harvesting at 8cm diameter so that when the last beets are harvested they are not too big and woody.

Spring Onion – start harvesting at 40cm tall. Uproot the whole plant, trim off the roots & chop up the leaves into stews.

Stay in Contact

Stay in touch with your facilitator for updates of follow up trainings as well as seed and seedling disbursement opportunities for your up and coming rotations.

Facilitator Name: _____

Contact No: _____

The Gardens of Faithfulness program is an initiative of Farming God's Way.

Website: www.farming-gods-way.org



Farming God's Way

Join one of the regional Farming God's Way Facebook groups for training events, updates and testimonies – Eastern Cape / Gauteng / KZN / Western Cape.

Resources:

Video Training series

Trainers Reference Guide

Field Guide

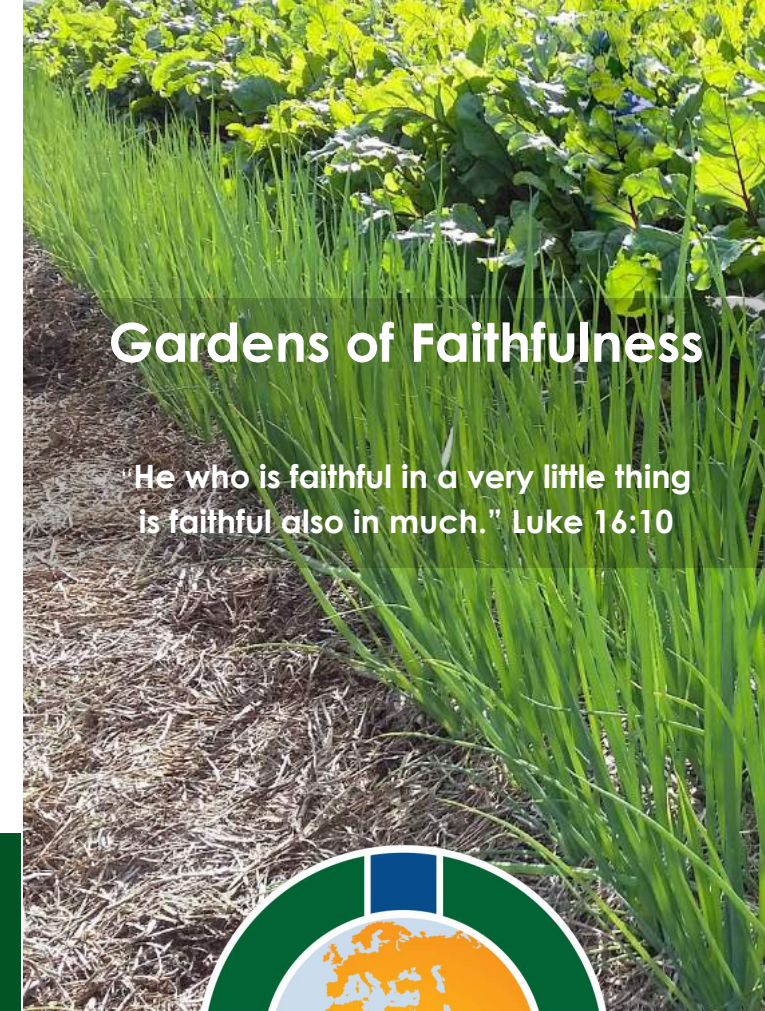
Vegetable Guide

Facilitators Study Guide

The Video Series is on the Farming God's Way YouTube Channel or order a flash drive (info@farming-gods-way.org).

All the manuals are free online downloads from the Resources page of the website or printed copies can be ordered directly from us.

Translations are available in many SA languages including **Zulu, Xhosa and Sesotho**.



Gardens of Faithfulness

"He who is faithful in a very little thing is faithful also in much." Luke 16:10



Equipping the poor for abundant life in Christ

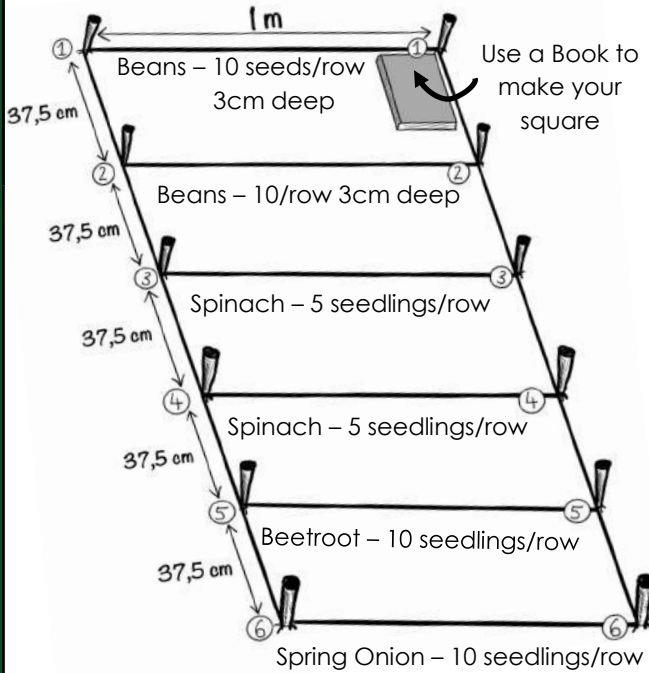
www.farming-gods-way.org



Gardens of Faithfulness

Layout

1



Fracturing

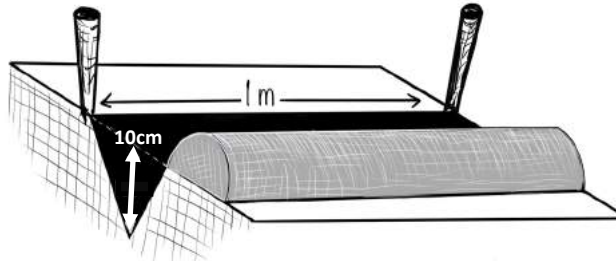
2

Push the fork 30cm into the ground & pull it backwards a little



Digging Furrows

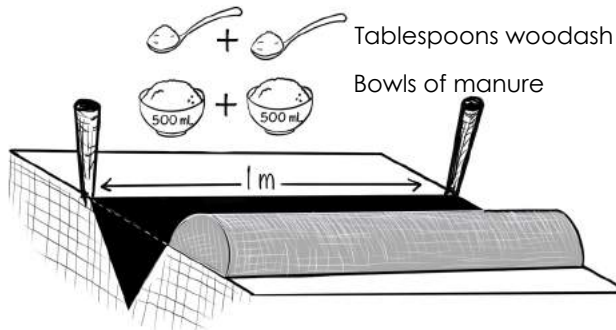
3



Dig furrows 10cm deep for all 6 rows
Soil heap downslope

Inputs per Row


4



Spread inputs evenly across each furrow

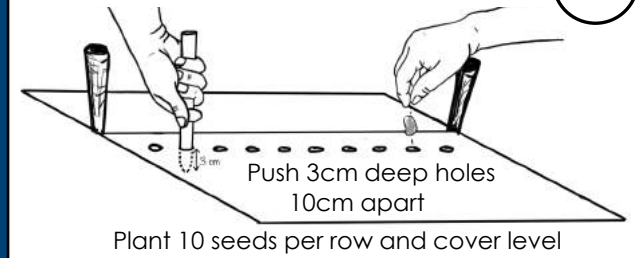
Cover Level and Water in Well

5



Planting Bean Seeds

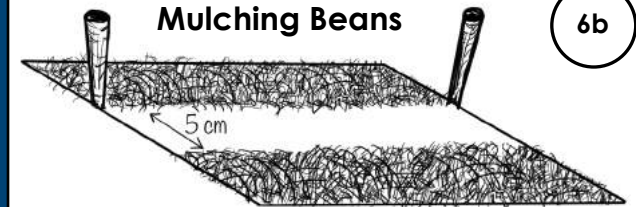
6a



Plant 10 seeds per row and cover level

Mulching Beans

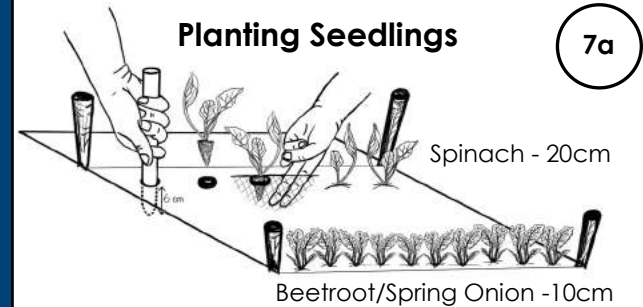
6b



Mulch with grass/leaves 2.5cm thick but leave a 5cm gap for bean seed germination

Planting Seedlings

7a



Spinach - 20cm
Beetroot/Spring Onion - 10cm
Push holes 6cm deep; place seedling; press from the side to close air spaces

Mulching Seedlings

7b

Mulch between seedlings 2.5cm thick

